


Motocros - Can Taulé

MX1

Circuit de Can Taulé 2,000 km

Classificació Final



Pos.	Núm.	Nom	Llicència	Club	R1.	R2.	Total Punts
1	200	TRAGTER, PEDRO	1347000-G		20	25	45
2	889	PARES CAMPS, GUILLEM	875992-GI	Am Vidreres	10	20	30
3	241	MEDEIROS DE FARIAS, ELISSON R.	135743-B	Mc. Segre	25	0	25
4	33	SANZ CANTO, LLUIS	134664-T	Mc Amposta	7	16	23
5	133	NOGUERA BARALDES, RICARD	874639-B	Mc Fonollosa	13	10	23
6	199	PAGES BENITO, JORDI	136210-GI	Mc. Polea SX	8	13	21
7	40	DAUDEN SERRA, JOSE LUIS	134574-T	Mc Amposta	9	11	20
8	78	DARNE SELLABONA, BERNAT	135446-GI	Mc C. Empúries	11	7	18
9	99	PUJOL CANAL, MIQUEL	134964-L	Mc Solsonès	16	0	16
10	55	TEIXIDO COLOMA, AMOS	134454-B		5	9	14
11	60	BESTARD DELICADO, LLORENÇ	66068-IB	100 Emocions Esport Club	6	6	12
12	50	SOLE NABAU, DENIS	874697-L	AM Montgai	1	8	9
13	19	SALA TORRESCASANA, MIQUEL	874636-B	Mc. Segre	3	4	7
14	12	MAGESTER FONT, GUILLEM	875852-GI	Am Vidreres	1	5	6
15	22	SUBIRATS ROYO, DANI	135294-T	M-M Tivenys	4	1	5
16	97	SERRA PLAIXENS, JOAN	875103-B	MC C.Taulé	1	3	4
17	69	CANTO SORRIBAS, JORDI	135185-B	Mc. Segre	1	2	3
18	151	RAFAEL VENTURA, GERARD	874633-T	Mc P.Mafumet	2	1	3
19	136	PEREZ CABRERA, DAVID	134713-B	Gm Molins	1	1	2
20	4	CATALA RAMS, ARNAU	134982-B	Gm Molins	1	1	2
21	871	SIBOLDI MAS, ERIC	135418-GI	Mc C. Empúries	1	1	2
22	17	MARTINEZ JIMENEZ, KEVIN	874541-T	MC C.Taulé	1	1	2
23	11	VENTOSA MOLNER, ALBERT	875606-B	Mc Fonollosa	1	1	2
24	111	BADIA MARTIN, DAVID	875607-B	Mc Fonollosa	1	1	2
25	131	ROMERO TELLO, DAVID	874780-B	Mc. Ronçana	1	0	1
NT	94	CABEZAS MOLET, IBAN LLUIS	135640-L	Mc. Segre	0	--	0



Motocros - Can Taulé

classificat per voltes

MX1										Circuit de Can Taulé 2,000 km
Carrera 1										23/04/2017 10:20
Cursa (20:00 i 2 Voltes) started at 10:25:44										
Pos.	Núm.	Nom	Voltes	Total Ts	Dif	Millor Tm	Moto	Club	classe	Punts
1	241	MEDEIROS DE FARIAS, ELISSON R.	15	24:28.155		1:36.750	KTM	Mc. Segre	MX 1	25
2	200	TRAGTER, PEDRO	15	24:33.818	5.663	1:36.676			MX 1	20
3	99	PUJOL CANAL, MIQUEL	15	25:41.838	1:13.683	1:39.956	KTM	Mc Solsonès	MX 1	16
4	133	NOGUERA BARALDES, RICARD	15	25:57.849	1:29.694	1:40.562	YAMAHA	Mc Fonollosa	MX 1	13
5	78	DARNE SELLABONA, BERNAT	15	25:58.943	1:30.788	1:41.599	SUZUKI	Mc C. Empúries	MX 1	11
6	889	PARES CAMPS, GUILLEM	15	26:05.956	1:37.801	1:42.019	YAMAHA	Am Vidreres	MX 1	10
7	40	DAUDEN SERRA, JOSE LUIS	15	26:06.609	1:38.454	1:42.321	HUSQVARNA	Mc Amposta	MX 1	9
8	199	PAGES BENITO, JORDI	15	26:16.556	1:48.401	1:41.599	SUZUKI	Mc. Polea SX	MX 1	8
9	33	SANZ CANTO, LLUIS	14	24:37.010	1 Volta	1:40.553	HONDA	Mc Amposta	MX 1	7
10	60	BESTARD DELICADO, LLORENÇ	14	24:58.651	1 Volta	1:43.583	KAWASAKI	100 Emocions E	MX 1	6
11	55	TEIXIDO COLOMA, AMOS	14	25:05.184	1 Volta	1:45.094			MX 1	5
12	22	SUBIRATS ROYO, DANI	14	25:10.438	1 Volta	1:45.672	HONDA	M-M Tivenys	MX 1	4
13	19	SALA TORRESCASANA, MIQUEL	14	25:15.177	1 Volta	1:45.960	YAMAHA	Mc. Segre	MX 1	3
14	151	RAFAEL VENTURA, GERARD	14	25:21.228	1 Volta	1:45.040	SIN MARCA	Mc P.Mafumet	MX 1	2
15	97	SERRA PLAIXENS, JOAN	14	25:31.240	1 Volta	1:46.199	KAWASAKI	MC C.Taulé	MX 1	1
16	4	CATALA RAMS, ARNAU	14	25:34.242	1 Volta	1:46.947	SUZUKI	Gm Molins	MX 1	1
17	12	MAGESTER FONT, GUILLEM	14	25:34.246	1 Volta	1:45.562	SUZUKI	Am Vidreres	MX 1	1
18	69	CANTO SORRIBAS, JORDI	14	25:35.330	1 Volta	1:47.768	HONDA	Mc. Segre	MX 1	1
19	136	PEREZ CABRERA, DAVID	14	25:36.051	1 Volta	1:47.028	SUZUKI	Gm Molins	MX 1	1
20	50	SOLE NABAU, DENIS	13	25:14.491	2 Voltes	1:44.074	HONDA	AM Montgai	MX 1	1
21	871	SIBOLDI MAS, ERIC	13	25:26.206	2 Voltes	1:51.263	SUZUKI	Mc C. Empúries	MX 1	1
22	17	MARTINEZ JIMENEZ, KEVIN	13	26:12.101	2 Voltes	1:53.620	KAWASAKI	MC C.Taulé	MX 1	1
23	11	VENTOSA MOLNER, ALBERT	12	25:36.301	3 Voltes	2:02.212	HONDA	Mc Fonollosa	MX 1	1
24	111	BADIA MARTIN, DAVID	11	24:40.137	4 Voltes	2:10.169	KAWASAKI	Mc Fonollosa	MX 1	1
25	131	ROMERO TELLO, DAVID	11	25:15.290	4 Voltes	1:58.596	HONDA	Mc. Ronçana	MX 1	1
No classificat										
NT	94	CABEZAS MOLET, IBAN LLUIS	8	14:34.705	NT	1:44.503	SUZUKI	Mc. Segre	MX 1	0

Marge de victòria	Velocitat mitja	Millor temps de volta	Millor vel.	Millor volta per
5.663	73,562	1:36.676	74,476	200 - TRAGTER, PEDRO

Cap de cronometratge / Director de Carrera / President del Jurat Orbits

Motocros - Can Taulé

Volta a volta


MX1

Circuit de Can Taulé 2,000 km

Carrera 1

23/04/2017 10:20

Cursa (20:00 i 2 Voltes) started at 10:25:44



Competidors

Voltes

	0	1	2	3	4	5	6	7	8	9	10	11	12	13	14	15
TRAGTER, PEDRO (200)	1	200	200	200	200	200	200	200	200	200	200	241	241	241	241	241
NOGUERA BARALDES, RICARD (133)	2	133	241	241	241	241	241	241	241	241	241	200	200	200	200	200
MEDEIROS DE FARIAS, ELISSON R. (241)	3	241	133	133	133	133	99	99	99	99	99	99	99	99	99	99
DAUDEN SERRA, JOSE LUIS (40)	4	40	199	199	199	99	133	133	133	133	133	133	133	133	133	133
SANZ CANTO, LLUIS (33)	5	33	40	40	99	199	199	199	199	199	78	78	78	78	78	78
MAGESTER FONT, GUILLEM (12)	6	12	94	99	40	40	40	78	78	78	199	199	199	40	40	40
CABEZAS MOLET, IBAN LLUIS (94)	7	94	99	94	78	78	78	40	40	40	40	40	199	199	889	40
SIBOLDI MAS, ERIC (871)	8	871	78	78	50	50	50	50	889	889	889	889	889	889	889	199
PAGES BENITO, JORDI (199)	9	199	50	50	151	151	889	889	50	60	60	33	33	33	33	33
RAFAEL VENTURA, GERARD (151)	10	151	60	12	12	889	151	60	60	22	33	60	60	60	60	60
BESTARD DELICADO, LLORENÇ (60)	11	60	12	22	22	22	22	22	22	55	55	55	55	55	55	55
PARES CAMPS, GUILLEM (889)	12	889	22	151	889	12	60	151	55	151	22	151	151	151	22	22
DARNE SELLABONA, BERNAT (78)	13	78	151	60	55	55	12	55	151	33	151	22	22	22	19	19
SERRA PLAIXENS, JOAN (97)	14	97	97	97	97	60	55	12	33	12	19	19	19	19	151	151
SALA TORRESCASANA, MIQUEL (19)	15	19	69	33	69	97	97	97	12	19	97	97	97	97	97	97
SUBIRATS ROYO, DANI (22)	16	22	55	69	60	69	19	33	97	97	12	12	12	12	12	4
SOLE NABAU, DENIS (50)	17	50	871	55	19	33	69	19	19	94	69	69	69	69	69	12
PUJOL CANAL, MIQUEL (99)	18	99	136	889	136	19	4	69	94	50	4	4	4	4	4	69
PEREZ CABRERA, DAVID (136)	19	136	19	19	4	4	33	4	69	69	136	136	136	136	136	136
TEIXIDO COLOMA, AMOS (55)	20	55	33	136	33	136	136	94	4	4	50	50	50	50	50	50
CANTO SORRIBAS, JORDI (69)	21	69	4	4	871	94	94	136	136	136	871	871	871	871	871	871
ROMERO TELLO, DAVID (131)	22	131	17	871	94	871	871	871	871	871	17	17	17	17	17	17
VENTOSA MOLNER, ALBERT (11)	23	11	889	17	17	17	17	17	17	17	11	11	11	11	11	11
MARTINEZ JIMENEZ, KEVIN (17)	24	17	131	131	131	131	11	131	11	11	111	111	111	111	111	111
CATALA RAMS, ARNAU (4)	25	4	11	11	11	11	131	11	131	111	131	131	131	131	131	131
BADIA MARTIN, DAVID (111)	26	111	111	111	111	111	111	111	111	111	131	131	131	131	131	131



Motocros - Can Taulé

MX1

Circuit de Can Taulé 2,000 km

Carrera 1

23/04/2017 10:20

Cursa (20:00 i 2 Voltes) started at 10:25:44

Lap	Lap Tm	Diff	Time of Day	Lap	Lap Tm	Diff	Time of Day	Lap	Lap Tm	Diff	Time of Day
13	1:49.285	+3.613	10:49:07.388					2	1:52.709	+1.446	10:29:35.121
14	1:47.079	+1.407	10:50:54.467					3	1:51.263		10:31:26.384
(19) SALA TORRESCASANA, MIQUEL				(12) MAGESTER FONT, GUILLEM							
1	1:55.505	+9.545	10:27:43.765	1	1:49.860	+4.298	10:27:37.729	4	1:53.035	+1.772	10:33:19.419
2	1:46.954	+0.994	10:29:30.719	2	1:45.562		10:29:23.291	5	1:54.947	+3.684	10:35:14.366
3	1:47.650	+1.690	10:31:18.369	3	1:47.963	+2.401	10:31:11.254	6	2:00.033	+8.770	10:37:14.399
4	1:48.429	+2.469	10:33:06.798	4	1:47.137	+1.575	10:32:58.391	7	1:57.294	+6.031	10:39:11.693
5	1:48.066	+2.106	10:34:54.864	5	1:47.761	+2.199	10:34:46.152	8	2:02.080	+10.817	10:41:13.773
6	1:47.552	+1.592	10:36:42.416	6	1:49.016	+3.454	10:36:35.168	9	2:06.051	+14.788	10:43:19.824
7	1:47.691	+1.731	10:38:30.107	7	1:50.070	+4.508	10:38:25.238	10	1:55.064	+3.801	10:45:14.888
8	1:47.465	+1.505	10:40:17.572	8	1:50.897	+5.335	10:40:16.135	11	1:57.205	+5.942	10:47:12.093
9	1:46.810	+0.850	10:42:04.382	9	1:54.177	+8.615	10:42:10.312	12	1:57.982	+6.719	10:49:10.075
10	1:47.998	+2.038	10:43:52.380	10	1:49.895	+4.333	10:44:00.207	13	2:00.160	+8.897	10:51:10.235
11	1:47.234	+1.274	10:45:39.614	11	1:50.050	+4.488	10:45:50.257	(17) MARTINEZ JIMENEZ, KEVIN			
12	1:46.810	+0.850	10:47:26.424	12	1:50.118	+4.556	10:47:40.375	1	1:58.157	+4.537	10:27:47.168
13	1:45.960		10:49:12.384	13	1:47.955	+2.393	10:49:28.330	2	1:53.620		10:29:40.788
14	1:46.822	+0.862	10:50:59.206	14	1:49.945	+4.383	10:51:18.275	3	2:07.129	+13.509	10:31:47.917
(151) RAFAEL VENTURA, GERARD				(69) CANTO SORRIBAS, JORDI							
1	1:50.396	+5.356	10:27:38.478	1	1:52.097	+4.329	10:27:40.567	4	1:56.086	+2.466	10:33:44.003
2	1:46.028	+0.988	10:29:24.506	2	1:47.768		10:29:28.335	5	1:57.368	+3.748	10:35:41.371
3	1:45.169	+0.129	10:31:09.675	3	1:48.974	+1.206	10:31:17.309	6	1:57.767	+4.147	10:37:39.138
4	1:45.738	+0.698	10:32:55.413	4	1:48.708	+0.940	10:33:06.017	7	2:00.890	+7.270	10:39:40.028
5	1:47.285	+2.245	10:34:42.698	5	1:50.719	+2.951	10:34:56.736	8	2:01.925	+8.305	10:41:41.953
6	1:48.471	+3.431	10:36:31.169	6	1:49.197	+1.429	10:36:45.933	9	2:06.468	+12.848	10:43:48.421
7	1:48.768	+3.728	10:38:19.937	7	1:48.894	+1.126	10:38:34.827	10	2:03.322	+9.702	10:45:51.743
8	1:45.040		10:40:04.977	8	1:50.555	+2.787	10:40:25.382	11	2:01.575	+7.955	10:47:53.318
9	1:48.066	+3.026	10:41:53.043	9	1:50.192	+2.424	10:42:15.574	12	2:01.472	+7.852	10:49:54.790
10	1:46.422	+1.382	10:43:39.465	10	1:48.594	+0.826	10:44:04.168	13	2:01.340	+7.720	10:51:56.130
11	1:47.556	+2.516	10:45:27.021	11	1:48.746	+0.978	10:45:52.914	(11) VENTOSA MOLNER, ALBERT			
12	1:46.614	+1.574	10:47:13.635	12	1:49.641	+1.873	10:47:42.555	1	2:06.301	+4.089	10:27:55.134
13	2:01.459	+16.419	10:49:15.094	13	1:48.126	+0.358	10:49:30.681	2	2:02.212		10:29:57.346
14	2:05.163	+5.123	10:51:05.257	14	1:48.678	+0.910	10:51:19.359	3	2:03.887	+1.675	10:32:01.233
(97) SERRA PLAIXENS, JOAN				(136) PEREZ CABRERA, DAVID							
1	1:51.891	+5.692	10:27:40.063	1	1:55.175	+8.147	10:27:43.568	4	2:06.098	+3.886	10:34:07.331
2	1:46.199		10:29:26.262	2	1:49.853	+2.825	10:29:33.421	5	2:06.866	+4.654	10:36:14.197
3	1:48.913	+2.714	10:31:15.175	3	1:48.113	+1.085	10:31:21.534	6	2:07.338	+5.126	10:38:21.535
4	1:50.104	+3.905	10:33:05.279	4	1:49.916	+2.888	10:33:11.450	7	2:07.353	+5.141	10:40:28.888
5	1:47.779	+1.580	10:34:53.058	5	1:49.624	+2.596	10:35:01.074	8	2:08.036	+5.824	10:42:36.924
6	1:48.044	+1.845	10:36:41.102	6	1:49.852	+2.824	10:36:50.926	9	2:12.815	+10.603	10:44:49.739
7	1:48.903	+2.704	10:38:30.005	7	1:49.065	+2.037	10:38:39.991	10	2:12.788	+10.576	10:47:02.527
8	1:48.630	+2.431	10:40:18.635	8	1:50.501	+3.473	10:40:30.492	11	2:09.534	+7.322	10:49:12.061
9	1:48.580	+2.381	10:42:07.215	9	1:49.966	+2.938	10:42:20.458	12	2:08.269	+6.057	10:51:20.330
10	1:48.885	+2.686	10:43:56.100	10	1:48.281	+1.253	10:44:08.739	(111) BADIA MARTIN, DAVID			
11	1:50.599	+4.400	10:45:46.699	11	1:47.892	+0.864	10:45:56.631	1	2:13.364	+3.195	10:28:02.737
12	1:50.449	+4.250	10:47:37.148	12	1:48.442	+1.414	10:47:45.073	2	2:10.169		10:30:12.906
13	1:49.300	+3.101	10:49:26.448	13	1:47.979	+0.951	10:49:33.052	3	2:11.604	+1.435	10:32:24.510
14	1:48.821	+2.622	10:51:15.269	14	1:47.028		10:51:20.080	4	2:12.291	+2.122	10:34:36.801
(4) CATALA RAMS, ARNAU				(50) SOLE NABAU, DENIS							
1	1:55.413	+8.466	10:27:44.613	1	1:47.951	+3.877	10:27:36.251	5	2:14.356	+4.187	10:36:51.157
2	1:49.921	+2.974	10:29:34.534	2	1:44.074		10:29:20.325	6	2:14.691	+4.522	10:39:05.848
3	1:47.843	+0.896	10:31:22.377	3	1:44.819	+0.745	10:31:05.144	7	2:14.952	+4.783	10:41:20.800
4	1:48.233	+1.286	10:33:10.610	4	1:45.697	+1.623	10:32:50.841	8	2:16.263	+6.094	10:43:37.063
5	1:48.194	+1.247	10:34:58.804	5	1:44.855	+0.781	10:34:35.696	9	2:15.913	+5.744	10:45:52.976
6	1:48.699	+1.752	10:36:47.503	6	1:45.631	+1.557	10:36:21.327	10	2:16.129	+5.960	10:48:09.105
7	1:48.996	+2.049	10:38:36.499	7	1:46.031	+1.957	10:38:07.358	11	2:15.061	+4.892	10:50:24.166
8	1:51.005	+4.058	10:40:27.504	8	2:15.674	+31.600	10:40:23.032	(131) ROMERO TELLO, DAVID			
9	1:50.214	+3.267	10:42:17.718	9	2:54.652	+1:10.578	10:43:17.684	1	2:04.552	+5.956	10:27:53.212
10	1:48.777	+1.830	10:44:06.495	10	1:56.125	+12.051	10:45:13.809	2	1:58.596		10:29:51.808
11	1:48.753	+1.806	10:45:55.248	11	1:56.461	+12.387	10:47:10.270	3	1:59.105	+0.509	10:31:50.913
12	1:48.574	+1.627	10:47:43.822	12	1:54.010	+9.936	10:49:04.280	4	2:02.784	+4.188	10:33:53.697
13	1:47.502	+0.555	10:49:31.324	13	1:54.240	+10.166	10:50:58.520	5	2:20.922	+22.326	10:36:14.619
14	1:46.947		10:51:18.271	(871) SIBOLDI MAS, ERIC				6	2:06.477	+7.881	10:38:21.096
				1	1:54.487	+3.224	10:27:42.412	7	2:08.392	+9.796	10:40:29.488
								8	3:46.672	+1:48.076	10:44:16.160
								9	2:04.809	+6.213	10:46:20.969
								10	2:14.745	+16.149	10:48:35.714

Cap de cronometratge / Director de Carrera / President del Jurat

Orbits



Motocros - Can Taulé

MX1

Circuit de Can Taulé 2,000 km

Carrera 1

23/04/2017 10:20

Cursa (20:00 i 2 Voltes) started at 10:25:44

Lap	Lap Tm	Diff	Time of Day
11	2:23.605	+25.009	10:50:59.319
(94) CABEZAS MOLET, IBAN LLUIS			
1	1:46.270	+1.767	10:27:34.194
2	1:44.503		10:29:18.697
3	2:13.763	+29.260	10:31:32.460
4	1:45.943	+1.440	10:33:18.403
5	1:45.014	+0.511	10:35:03.417
6	1:44.684	+0.181	10:36:48.101
7	1:44.941	+0.438	10:38:33.042
8	1:45.692	+1.189	10:40:18.734

Lap	Lap Tm	Diff	Time of Day
-----	--------	------	-------------

Lap	Lap Tm	Diff	Time of Day
-----	--------	------	-------------



Motocros - Can Taulé

classificat per voltes

MX1

Circuit de Can Taulé 2,000 km

Carrera 2

23/04/2017 12:35

Cursa (20:00 i 2 Voltes) started at 13:00:36

Pos.	Núm.	Nom	Voltes	Total Ts	Dif	Millor Tm	Moto	Club	classe	Punts
1	200	TRAGTER, PEDRO	14	24:16.731		1:42.126			MX 1	25
2	889	PARES CAMPS, GUILLEM	14	25:09.880	53.149	1:45.913	YAMAHA	Am Vidreres	MX 1	20
3	33	SANZ CANTO, LLUIS	14	25:36.370	1:19.639	1:44.390	HONDA	Mc Amposta	MX 1	16
4	199	PAGES BENITO, JORDI	14	25:50.140	1:33.409	1:48.348	SUZUKI	Mc. Polea SX	MX 1	13
5	40	DAUDEN SERRA, JOSE LUIS	14	25:57.250	1:40.519	1:47.665	HUSQVARNA	Mc Amposta	MX 1	11
6	133	NOGUERA BARALDES, RICARD	13	24:22.960	1 Volta	1:49.954	YAMAHA	Mc Fonollosa	MX 1	10
7	55	TEIXIDO COLOMA, AMOS	13	24:29.261	1 Volta	1:47.896			MX 1	9
8	50	SOLE NABAU, DENIS	13	24:32.342	1 Volta	1:50.897	HONDA	AM Montgai	MX 1	8
9	78	DARNE SELLABONA, BERNAT	13	24:43.811	1 Volta	1:47.251	SUZUKI	Mc C. Empúries	MX 1	7
10	60	BESTARD DELICADO, LLORENÇ	13	24:48.486	1 Volta	1:47.991	KAWASAKI	100 Emocions E	MX 1	6
11	12	MAGESTER FONT, GUILLEM	13	25:05.744	1 Volta	1:52.582	SUZUKI	Am Vidreres	MX 1	5
12	19	SALA TORRESCASANA, MIQUEL	13	25:12.759	1 Volta	1:49.893	YAMAHA	Mc. Segre	MX 1	4
13	97	SERRA PLAIXENS, JOAN	13	25:22.610	1 Volta	1:51.991	KAWASAKI	MC C.Taulé	MX 1	3
14	69	CANTO SORRIBAS, JORDI	13	25:23.270	1 Volta	1:51.481	HONDA	Mc. Segre	MX 1	2
15	136	PEREZ CABRERA, DAVID	13	25:47.878	1 Volta	1:50.279	SUZUKI	Gm Molins	MX 1	1
16	22	SUBIRATS ROYO, DANI	13	25:49.099	1 Volta	1:50.848	HONDA	M-M Tivenys	MX 1	1
17	151	RAFAEL VENTURA, GERARD	13	25:51.765	1 Volta	1:50.830	SIN MARCA	Mc P.Mafumet	MX 1	1
18	4	CATALA RAMS, ARNAU	13	25:57.130	1 Volta	1:52.061	SUZUKI	Gm Molins	MX 1	1
19	871	SIBOLDI MAS, ERIC	12	25:03.217	2 Voltes	1:58.957	SUZUKI	Mc C. Empúries	MX 1	1
20	17	MARTINEZ JIMENEZ, KEVIN	11	24:24.827	3 Voltes	2:04.721	KAWASAKI	MC C.Taulé	MX 1	1
21	11	VENTOSA MOLNER, ALBERT	11	24:42.550	3 Voltes	2:09.535	HONDA	Mc Fonollosa	MX 1	1
22	111	BADIA MARTIN, DAVID	10	25:19.967	4 Voltes	2:24.324	KAWASAKI	Mc Fonollosa	MX 1	1

No classificat

NT	241	MEDEIROS DE FARIAS, ELISSON R.	13	23:09.194	NT	1:42.728	KTM	Mc. Segre	MX 1	0
NT	131	ROMERO TELLO, DAVID	8	18:17.372	NT	2:13.057	HONDA	Mc. Ronçana	MX 1	0
NT	99	PUJOL CANAL, MIQUEL	1	2:58.405	NT	2:55.106	KTM	Mc Solsonès	MX 1	0

Marge de victòria	Velocitat mitja	Millor temps de volta	Millor vel.	Millor volta per
53.149	69,196	1:42.126	70,501	200 - TRAGTER, PEDRO

Cap de cronometratge / Director de Carrera / President del Jurat

Orbits

Motocros - Can Taulé

Volta a volta

MX1

Circuit de Can Taulé 2,000 km

Carrera 2

23/04/2017 12:35

Cursa (20:00 i 2 Voltes) started at 13:00:36

Competidors

Voltes

	0	1	2	3	4	5	6	7	8	9	10	11	12	13	14	
TRAGTER, PEDRO (200)	1	200	200	200	200	200	200	200	200	200	200	200	200	200	200	200
PUJOL CANAL, MIQUEL (99)	2	99	241	241	241	889	889	889	241	241	241	241	241	241	241	889
DAUDEN SERRA, JOSE LUIS (40)	3	40	889	889	889	199	241	241	889	889	889	889	889	889	889	33
MEDEIROS DE FARIAS, ELISSON R. (241)	4	241	199	199	199	241	199	199	199	199	199	33	33	33	33	199
SOLE NABAU, DENIS (50)	5	50	50	50	50	50	50	50	50	50	33	33	199	199	199	40
PAGES BENITO, JORDI (199)	6	199	55	55	55	55	55	55	133	33	40	40	40	40	40	40
NOGUERA BARALDES, RICARD (133)	7	133	133	133	133	133	133	133	40	40	50	133	133	133	133	133
PARES CAMPS, GUILLEM (889)	8	889	40	40	40	40	40	40	55	133	133	50	50	50	55	55
SANZ CANTO, LLUIS (33)	9	33	69	60	60	12	33	33	33	55	55	55	55	55	55	50
TEIXIDO COLOMA, AMOS (55)	10	55	60	12	12	60	12	12	12	12	78	78	78	78	78	78
SUBIRATS ROYO, DANI (22)	11	22	12	69	69	33	97	97	78	78	12	60	60	60	60	60
SIBOLDI MAS, ERIC (871)	12	871	19	97	97	97	69	78	97	60	60	12	12	12	12	12
RAFAEL VENTURA, GERARD (151)	13	151	97	19	33	69	60	69	60	97	19	19	19	19	19	19
DARNE SELLABONA, BERNAT (78)	14	78	151	151	19	19	19	19	19	97	97	97	97	97	97	97
BESTARD DELICADO, LLORENÇ (60)	15	60	871	33	78	78	78	60	69	69	69	69	69	69	69	69
SERRA PLAIXENS, JOAN (97)	16	97	4	871	871	4	4	4	4	22	22	22	22	22	136	136
SALA TORRESCASANA, MIQUEL (19)	17	19	11	4	4	871	22	22	22	22	136	136	136	136	22	22
CANTO SORRIBAS, JORDI (69)	18	69	131	78	136	136	136	136	136	4	4	4	4	4	151	151
CATALA RAMS, ARNAU (4)	19	4	33	11	22	22	871	151	151	151	151	151	151	151	4	4
PEREZ CABRERA, DAVID (136)	20	136	136	136	151	151	151	871	871	871	871	871	871	871	871	871
MAGESTER FONT, GUILLEM (12)	21	12	78	131	11	11	11	11	11	11	17	17	17	17	17	17
VENTOSA MOLNER, ALBERT (11)	22	11	111	22	131	131	131	131	131	17	11	11	11	11	11	11
ROMERO TELLO, DAVID (131)	23	131	22	17	17	17	17	17	17	131	111	111	111	111	111	111
MARTINEZ JIMENEZ, KEVIN (17)	24	17	99	111	111	111	111	111	111	111	111	111	111	111	111	111
BADIA MARTIN, DAVID (111)	25	111	17													



Motocros - Can Taulé

MX1

Circuit de Can Taulé 2,000 km

Carrera 2

23/04/2017 12:35

Cursa (20:00 i 2 Voltes) started at 13:00:36

Lap	Lap Tm	Diff	Time of Day
(200) TRAGTER, PEDRO			
1	1:45.641	+3.515	13:02:25.742
2	1:46.029	+3.903	13:04:11.771
3	1:42.764	+0.638	13:05:54.535
4	1:43.902	+1.776	13:07:38.437
5	1:43.765	+1.639	13:09:22.202
6	1:44.609	+2.483	13:11:06.811
7	1:43.387	+1.261	13:12:50.198
8	1:43.998	+1.872	13:14:34.196
9	1:43.607	+1.481	13:16:17.803
10	1:42.434	+0.308	13:18:00.237
11	1:43.517	+1.391	13:19:43.754
12	1:43.165	+1.039	13:21:26.919
13	1:42.126		13:23:09.045
14	1:44.493	+2.367	13:24:53.538

Lap	Lap Tm	Diff	Time of Day
(889) PARES CAMPS, GUILLEM			
1	1:51.508	+5.595	13:02:31.968
2	1:49.826	+3.913	13:04:21.794
3	1:48.266	+2.353	13:06:10.060
4	1:48.687	+2.774	13:07:58.747
5	1:48.586	+2.673	13:09:47.333
6	1:47.758	+1.845	13:11:35.091
7	1:47.055	+1.142	13:13:22.146
8	1:46.445	+0.532	13:15:08.591
9	1:46.272	+0.359	13:16:54.863
10	1:46.614	+0.701	13:18:41.477
11	1:47.051	+1.138	13:20:28.528
12	1:46.247	+0.334	13:22:14.775
13	1:45.913		13:24:00.688
14	1:45.999	+0.086	13:25:46.687

Lap	Lap Tm	Diff	Time of Day
(33) SANZ CANTO, LLUIS			
1	2:26.750	+42.360	13:03:07.300
2	1:53.203	+8.813	13:05:00.503
3	1:49.842	+5.452	13:06:50.345
4	1:49.559	+5.169	13:08:39.904
5	1:46.700	+2.310	13:10:26.604
6	1:46.124	+1.734	13:12:12.728
7	1:44.922	+0.532	13:13:57.650
8	1:44.390		13:15:42.040
9	1:45.367	+0.977	13:17:27.407
10	1:44.473	+0.083	13:19:11.880
11	1:45.182	+0.792	13:20:57.062
12	1:46.578	+2.188	13:22:43.640
13	1:44.717	+0.327	13:24:28.357
14	1:44.820	+0.430	13:26:13.177

Lap	Lap Tm	Diff	Time of Day
(199) PAGES BENITO, JORDI			
1	1:53.499	+5.151	13:02:33.862
2	1:50.226	+1.878	13:04:24.088
3	1:48.348		13:06:12.436
4	1:50.845	+2.497	13:08:03.281
5	1:50.058	+1.710	13:09:53.339
6	1:52.128	+3.780	13:11:45.467
7	1:50.499	+2.151	13:13:35.966
8	1:50.671	+2.323	13:15:26.637
9	1:50.838	+2.490	13:17:17.475
10	1:49.795	+1.447	13:19:07.270
11	1:51.006	+2.658	13:20:58.276
12	1:50.054	+1.706	13:22:48.330
13	1:49.397	+1.049	13:24:37.727
14	1:49.220	+0.872	13:26:26.947

Lap	Lap Tm	Diff	Time of Day
(40) DAUDEN SERRA, JOSE LUIS			

Lap	Lap Tm	Diff	Time of Day
1	2:03.168	+15.503	13:02:43.308
2	1:52.760	+5.095	13:04:36.068
3	1:51.432	+3.767	13:06:27.500
4	1:53.488	+5.823	13:08:20.988
5	1:51.962	+4.297	13:10:12.950
6	1:51.258	+3.593	13:12:04.208
7	1:50.012	+2.347	13:13:54.220
8	1:48.616	+0.951	13:15:42.836
9	1:48.281	+0.616	13:17:31.117
10	1:47.665		13:19:18.782
11	1:48.317	+0.652	13:21:07.099
12	1:49.576	+1.911	13:22:56.675
13	1:48.130	+0.465	13:24:44.805
14	1:49.252	+1.587	13:26:34.057

Lap	Lap Tm	Diff	Time of Day
(133) NOGUERA BARALDES, RICARD			
1	2:01.742	+11.788	13:02:42.135
2	1:52.082	+2.128	13:04:34.217
3	1:52.201	+2.247	13:06:26.418
4	1:53.768	+3.814	13:08:20.186
5	1:51.764	+1.810	13:10:11.950
6	1:51.433	+1.479	13:12:03.383
7	1:50.084	+0.130	13:13:53.467
8	1:52.504	+2.550	13:15:45.971
9	1:50.663	+0.709	13:17:36.634
10	1:51.501	+1.547	13:19:28.135
11	1:49.954		13:21:18.089
12	1:49.969	+0.015	13:23:08.058
13	1:51.709	+1.755	13:24:59.767

Lap	Lap Tm	Diff	Time of Day
(55) TEIXIDO COLOMA, AMOS			
1	1:57.748	+9.852	13:02:38.316
2	1:54.198	+6.302	13:04:32.514
3	1:53.024	+5.128	13:06:25.538
4	1:53.423	+5.527	13:08:18.961
5	1:51.728	+3.832	13:10:10.689
6	1:52.096	+4.200	13:12:02.785
7	1:54.017	+6.121	13:13:56.802
8	1:54.097	+6.201	13:15:50.899
9	1:52.624	+4.728	13:17:43.523
10	1:52.897	+5.001	13:19:36.420
11	1:51.213	+3.317	13:21:27.633
12	1:50.539	+2.643	13:23:18.172
13	1:47.896		13:25:06.068

Lap	Lap Tm	Diff	Time of Day
(50) SOLE NABAU, DENIS			
1	1:55.448	+4.551	13:02:35.797
2	1:54.343	+3.446	13:04:30.140
3	1:53.855	+2.958	13:06:23.995
4	1:53.377	+2.480	13:08:17.372
5	1:50.897		13:10:08.269
6	1:51.151	+0.254	13:11:59.420
7	1:51.111	+0.214	13:13:50.531
8	1:51.485	+0.588	13:15:42.016
9	1:54.038	+3.141	13:17:36.054
10	1:56.094	+5.197	13:19:32.148
11	1:53.410	+2.513	13:21:25.558
12	1:51.795	+0.898	13:23:17.353
13	1:51.796	+0.899	13:25:09.149

Lap	Lap Tm	Diff	Time of Day
(78) DARNE SELLABONA, BERNAT			
1	2:40.413	+53.162	13:03:21.159
2	1:52.971	+5.720	13:05:14.130
3	1:50.957	+3.706	13:07:05.087
4	1:50.214	+2.963	13:08:55.301
5	1:50.881	+3.630	13:10:46.182

Lap	Lap Tm	Diff	Time of Day
6	1:50.207	+2.956	13:12:36.389
7	1:49.008	+1.757	13:14:25.397
8	1:49.468	+2.217	13:16:14.865
9	1:50.987	+3.736	13:18:05.852
10	1:47.251		13:19:53.103
11	1:48.554	+1.303	13:21:41.657
12	1:48.859	+1.608	13:23:30.516
13	1:50.102	+2.851	13:25:20.618

Lap	Lap Tm	Diff	Time of Day
(60) BESTARD DELICADO, LLORENÇ			
1	2:06.748	+18.757	13:02:47.500
2	1:50.613	+2.622	13:04:38.113
3	1:50.703	+2.712	13:06:28.816
4	2:08.535	+20.544	13:08:37.351
5	2:06.101	+18.110	13:10:43.452
6	1:58.970	+10.979	13:12:42.422
7	1:50.604	+2.613	13:14:33.026
8	1:49.332	+1.341	13:16:22.358
9	1:48.613	+0.622	13:18:10.971
10	1:49.697	+1.706	13:20:00.668
11	1:47.991		13:21:48.659
12	1:48.374	+0.383	13:23:37.033
13	1:48.260	+0.269	13:25:25.293

Lap	Lap Tm	Diff	Time of Day
(12) MAGESTER FONT, GUILLEM			
1	2:06.105	+13.523	13:02:47.540
2	1:57.495	+4.913	13:04:45.035
3	1:55.459	+2.877	13:06:40.494
4	1:55.163	+2.581	13:08:35.657
5	1:55.860	+3.278	13:10:31.517
6	1:54.833	+2.251	13:12:26.350
7	1:54.518	+1.936	13:14:20.868
8	1:52.582		13:16:13.450
9	1:53.773	+1.191	13:18:07.223
10	1:54.449	+1.867	13:20:01.672
11	1:53.723	+1.141	13:21:55.395
12	1:53.856	+1.274	13:23:49.251
13	1:53.300	+0.718	13:25:42.551

Lap	Lap Tm	Diff	Time of Day
(19) SALA TORRESCASANA, MIQUEL			
1	2:09.570	+19.677	13:02:50.568
2	2:01.282	+11.389	13:04:51.850
3	2:00.045	+10.152	13:06:51.895
4	1:57.192	+7.299	13:08:49.087
5	1:56.499	+6.606	13:10:45.586
6	1:54.862	+4.969	13:12:40.448
7	1:54.676	+4.783	13:14:35.124
8	1:56.119	+6.226	13:16:31.243
9	1:53.654	+3.761	13:18:24.897
10	1:53.476	+3.583	13:20:18.373
11	1:51.109	+1.216	13:22:09.482
12	1:49.893		13:23:59.375
13	1:50.191	+0.298	13:25:49.566

Lap	Lap Tm	Diff	Time of Day
(97) SERRA PLAIXENS, JOAN			
1	2:10.876	+18.885	13:02:51.766
2	1:58.321	+6.330	13:04:50.087
3	1:55.996	+4.005	13:06:46.083
4	1:53.998	+2.007	13:08:40.081
5	1:56.451	+4.460	13:10:36.532
6	1:58.094	+6.103	13:12:34.626
7	1:56.969	+4.978	13:14:31.595
8	1:58.482	+6.491	13:16:30.077
9	1:57.099	+5.108	13:18:27.176
10	1:54.222	+2.231	13:20:21.398
11	1:52.843	+0.852	13:22:14.241



Motocros - Can Taulé

MX1

Circuit de Can Taulé 2,000 km

Carrera 2

23/04/2017 12:35

Cursa (20:00 i 2 Voltes) started at 13:00:36

Lap	Lap Tm	Diff	Time of Day
12	1:53.185	+1.194	13:24:07.426
13	1:51.991		13:25:59.417

(69) CANTO SORRIBAS, JORDI

1	2:04.766	+13.285	13:02:45.815
2	2:00.466	+8.985	13:04:46.281
3	1:58.540	+7.059	13:06:44.821
4	1:57.803	+6.322	13:08:42.624
5	1:59.306	+7.825	13:10:41.930
6	1:57.125	+5.644	13:12:39.055
7	1:57.403	+5.922	13:14:36.458
8	1:56.093	+4.612	13:16:32.551
9	1:54.927	+3.446	13:18:27.478
10	1:55.148	+3.667	13:20:22.626
11	1:53.647	+2.166	13:22:16.273
12	1:52.323	+0.842	13:24:08.596
13	1:51.481		13:26:00.077

(136) PEREZ CABRERA, DAVID

1	2:32.662	+42.383	13:03:13.963
2	2:04.580	+14.301	13:05:18.543
3	2:01.183	+10.904	13:07:19.726
4	1:58.903	+8.624	13:09:18.629
5	1:59.503	+9.224	13:11:18.132
6	1:55.286	+5.007	13:13:13.418
7	1:55.283	+5.004	13:15:08.701
8	1:54.559	+4.280	13:17:03.260
9	1:53.203	+2.924	13:18:56.463
10	1:53.565	+3.286	13:20:50.028
11	1:52.513	+2.234	13:22:42.541
12	1:51.865	+1.586	13:24:34.406
13	1:50.279		13:26:24.685

(22) SUBIRATS ROYO, DANI

1	2:48.160	+57.312	13:03:28.730
2	2:00.034	+9.186	13:05:28.764
3	1:56.905	+6.057	13:07:25.669
4	1:55.015	+4.167	13:09:20.684
5	1:56.280	+5.432	13:11:16.964
6	1:54.851	+4.003	13:13:11.815
7	1:55.021	+4.173	13:15:06.836
8	1:54.883	+4.035	13:17:01.719
9	1:53.385	+2.537	13:18:55.104
10	1:53.528	+2.680	13:20:48.632
11	1:53.200	+2.352	13:22:41.832
12	1:53.226	+2.378	13:24:35.058
13	1:50.848		13:26:25.906

(151) RAFAEL VENTURA, GERARD

1	2:15.589	+24.759	13:02:56.242
2	1:56.430	+5.600	13:04:52.672
3	2:35.950	+45.120	13:07:28.622
4	1:54.134	+3.304	13:09:22.756
5	2:10.574	+19.744	13:11:33.330
6	1:53.590	+2.760	13:13:26.920
7	1:51.059	+0.229	13:15:17.979
8	1:52.972	+2.142	13:17:10.951
9	1:51.102	+0.272	13:19:02.053
10	1:51.516	+0.686	13:20:53.569
11	1:53.133	+2.303	13:22:46.702
12	1:50.830		13:24:37.532
13	1:51.040	+0.210	13:26:28.572

(4) CATALA RAMS, ARNAU

1	2:19.526	+27.465	13:03:00.768
2	2:05.920	+13.859	13:05:06.688

Lap	Lap Tm	Diff	Time of Day
3	2:02.874	+10.813	13:07:09.562
4	2:00.509	+8.448	13:09:10.071
5	1:59.871	+7.810	13:11:09.942
6	1:58.817	+6.756	13:13:08.759
7	1:57.897	+5.836	13:15:06.656
8	1:56.798	+4.737	13:17:03.454
9	1:54.547	+2.486	13:18:58.001
10	1:54.063	+2.002	13:20:52.064
11	1:53.881	+1.820	13:22:45.945
12	1:55.931	+3.870	13:24:41.876
13	1:52.061		13:26:33.937

(871) SIBOLDI MAS, ERIC

1	2:18.390	+19.433	13:02:59.010
2	2:04.000	+5.043	13:05:03.010
3	2:05.669	+6.712	13:07:08.679
4	2:04.927	+5.970	13:09:13.606
5	2:08.764	+9.807	13:11:22.370
6	2:05.767	+6.810	13:13:28.137
7	2:03.723	+4.766	13:15:31.860
8	2:04.219	+5.262	13:17:36.079
9	2:01.008	+2.051	13:19:37.087
10	2:02.509	+3.552	13:21:39.596
11	2:01.471	+2.514	13:23:41.067
12	1:58.957		13:25:40.024

(17) MARTINEZ JIMENEZ, KEVIN

1	3:00.829	+56.108	13:03:42.783
2	2:10.264	+5.543	13:05:53.047
3	2:11.312	+6.591	13:08:04.359
4	2:09.422	+4.701	13:10:13.781
5	2:07.798	+3.077	13:12:21.579
6	2:09.753	+5.032	13:14:31.332
7	2:08.923	+4.202	13:16:40.255
8	2:05.431	+0.710	13:18:45.686
9	2:04.721		13:20:50.407
10	2:06.199	+1.478	13:22:56.606
11	2:05.028	+0.307	13:25:01.634

(11) VENTOSA MOLNER, ALBERT

1	2:22.277	+12.742	13:03:03.812
2	2:14.191	+4.656	13:05:18.003
3	2:13.553	+4.018	13:07:31.556
4	2:15.134	+5.599	13:09:46.690
5	2:16.469	+6.934	13:12:03.159
6	2:14.416	+4.881	13:14:17.575
7	2:13.832	+4.297	13:16:31.407
8	2:12.611	+3.076	13:18:44.018
9	2:09.535		13:20:53.553
10	2:12.475	+2.940	13:23:06.028
11	2:13.329	+3.794	13:25:19.357

(111) BADIA MARTIN, DAVID

1	2:41.649	+17.325	13:03:24.410
2	2:32.833	+8.509	13:05:57.243
3	2:31.204	+6.880	13:08:28.447
4	2:31.009	+6.685	13:10:59.456
5	2:30.660	+6.336	13:13:30.116
6	2:29.812	+5.488	13:15:59.928
7	2:28.761	+4.437	13:18:28.689
8	2:30.369	+6.045	13:20:59.058
9	2:33.392	+9.068	13:23:32.450
10	2:24.324		13:25:56.774

(241) MEDEIROS DE FARIAS, ELISSON R.

1	1:49.873	+7.145	13:02:30.085
---	----------	--------	--------------

Lap	Lap Tm	Diff	Time of Day
2	1:46.533	+3.805	13:04:16.618
3	1:44.865	+2.137	13:06:01.483
4	2:07.178	+24.450	13:08:08.661
5	1:43.920	+1.192	13:09:52.581
6	1:45.869	+3.141	13:11:38.450
7	1:42.944	+0.216	13:13:21.394
8	1:42.728		13:15:04.122
9	1:44.069	+1.341	13:16:48.191
10	1:44.050	+1.322	13:18:32.241
11	1:43.746	+1.018	13:20:15.987
12	1:43.082	+0.354	13:21:59.069
13	1:46.932	+4.204	13:23:46.001

(131) ROMERO TELLO, DAVID

1	2:23.461	+10.404	13:03:05.090
2	2:13.970	+0.913	13:05:19.060
3	2:17.340	+4.283	13:07:36.400
4	2:16.475	+3.418	13:09:52.875
5	2:18.259	+5.202	13:12:11.134
6	2:13.764	+0.707	13:14:24.898
7	2:13.057		13:16:37.955
8	2:16.224	+3.167	13:18:54.179

(99) PUJOL CANAL, MIQUEL

1	2:55.106		13:03:35.212
---	----------	--	--------------



Motocros - Can Taulé

Ordenat per la volta més ràpida

MX1/MX2

Circuit de Can Taulé 2,000 km

Entrenaments Qualificatius

23/04/2017 09:10


Classificació (25:00 Temps) started at 9:08:46

Pos.	Núm.	Nom	Millor Tm	Dif	En volta	Club	classe
1	15	PERALES BOGUÑA, ANGEL	1:36.303		12	CE Pm Vilassar Dalt	MX 2
2	241	MEDEIROS DE FARIAS, ELISSON R.	1:36.536	0.233	10	Mc. Segre	MX 1
3	214	SANTIN DE ARTEAGA, ALEX	1:36.721	0.418	14	Mc. Segre	MX 2
4	200	TRAGTER, PEDRO	1:37.024	0.721	5		MX 1
5	219	CANALS GAYETE, ALEIX	1:37.750	1.447	12	Em Castellbisbal	MX 2
6	267	MARTINEZ NOGUEIRA, YAGO	1:39.062	2.759	7	Mc VDB	MX 2
7	99	PUJOL CANAL, MIQUEL	1:39.533	3.230	8	Mc Solsonès	MX 1
8	101	AGUILAR COROMINAS, JOAN	1:39.635	3.332	8	Mc St.Hilari	MX 2
9	889	PARES CAMPS, GUILLEM	1:41.341	5.038	8	Am Vidreres	MX 1
10	25	FONTANALS BENAVENT, MARC	1:41.770	5.467	9	Mc Cubelles	MX 2
11	78	DARNE SELLABONA, BERNAT	1:42.318	6.015	9	Mc C. Empúries	MX 1
12	264	OTERO SAEZ, ROBERTO	1:43.121	6.818	9	Esc.JRB OffRoad	MX 2
13	94	CABEZAS MOLET, IBAN LLUIS	1:43.885	7.582	9	Mc. Segre	MX 1
14	60	BESTARD DELICADO, LLORENÇ	1:44.280	7.977	10	100 Emocions Esport Club	MX 1
15	55	TEIXIDO COLOMA, AMOS	1:44.437	8.134	8		MX 1
16	287	GARRALON LORITE, DANIEL	1:44.590	8.287	10	Mc. Segre	MX 2
17	133	NOGUERA BARALDES, RICARD	1:44.685	8.382	10	Mc Fonollosa	MX 1
18	40	DAUDEN SERRA, JOSE LUIS	1:44.983	8.680	10	Mc Amposta	MX 1
19	199	PAGES BENITO, JORDI	1:45.197	8.894	4	Mc. Polea SX	MX 1
20	21	PORTA CIURANA, ALEIX	1:46.291	9.988	13	Mc. Segre	MX 2
21	151	RAFAEL VENTURA, GERARD	1:46.310	10.007	7	Mc P.Mafumet	MX 1
22	50	SOLE NABAU, DENIS	1:47.106	10.803	8	AM Montgai	MX 1
23	12	MAGESTER FONT, GUILLEM	1:47.450	11.147	8	Am Vidreres	MX 1
24	122	SUBIRATS ROYO, DANI	1:47.534	11.231	10	M-M Tivenys	MX 1
25	97	SERRA PLAIXENS, JOAN	1:47.552	11.249	4	MC C.Taulé	MX 1
26	26	CARBONELL VAN RECK, CONRAD	1:47.876	11.573	9	Mc. Polea SX	MX 2
27	96	CAYUSO COMAJUNCOSA, POL	1:48.715	12.412	7		MX 2
28	19	SALA TORRESCASANA, MIQUEL	1:49.741	13.438	8	Mc. Segre	MX 1
29	4	CATALA RAMS, ARNAU	1:51.045	14.742	9	Gm Molins	MX 1
30	69	CANTO SORRIBAS, JORDI	1:51.286	14.983	7	Mc. Segre	MX 1
31	5	OLIVERAS BUSOMS, POL	1:51.289	14.986	5	Mc. Segre	MX 2
32	393	ABELLA DURAN, MANEL	1:51.599	15.296	10	Mc Amposta	MX 2
33	136	PEREZ CABRERA, DAVID	1:52.147	15.844	7	Gm Molins	MX 1
34	8	SIBOLDI MAS, ERIC	1:53.210	16.907	9	Mc C. Empúries	MX 1
35	33	SANZ CANTO, LLUIS	1:55.815	19.512	2	Mc Amposta	MX 1
36	3	MARTINEZ CERRATO, ALBERTO	1:56.636	20.333	6	Mc P.Mafumet	MX 2
37	82	BAGUR MOLL, ALEXANDRO	2:00.022	23.719	7	Mc. Menorca	MX 2
38	118	ALBUIXECH FORES, LLUIS	2:01.473	25.170	3	Mc Amposta	MX 2
39	17	MARTINEZ JIMENEZ, KEVIN	2:02.947	26.644	9	MC C.Taulé	MX 1
40	111	BADIA MARTIN, DAVID	2:10.489	34.186	5	Mc Fonollosa	MX 1
41	11	VENTOSA MOLNER, ALBERT	2:10.500	34.197	2	Mc Fonollosa	MX 1
42	131	ROMERO TELLO, DAVID	2:10.866	34.563	5	Mc. Ronçana	MX 1
43	226	NIN GUEDEL, FRANCESC	2:29.111	52.808	3	Mc. Segre	MX 2



Motocros - Can Taulé

Ordenat per la volta més ràpida

MX1/MX2	Circuit de Can Taulé 2,000 km	
Entrenaments Qualificatius	23/04/2017 09:10	
Classificació (25:00 Temps) started at 9:08:46		

Pos.	Núm.	Nom	Millor Tm	Dif	En volta	Club	classe
MX 1							
1	241	MEDEIROS DE FARIAS, ELISSON R.	1:36.536		10	Mc. Segre	MX 1
2	200	TRAGTER, PEDRO	1:37.024	0.488	5		MX 1
3	99	PUJOL CANAL, MIQUEL	1:39.533	2.997	8	Mc Solsonès	MX 1
4	889	PARES CAMPS, GUILLEM	1:41.341	4.805	8	Am Vidreres	MX 1
5	78	DARNE SELLABONA, BERNAT	1:42.318	5.782	9	Mc C. Empúries	MX 1
6	94	CABEZAS MOLET, IBAN LLUIS	1:43.885	7.349	9	Mc. Segre	MX 1
7	60	BESTARD DELICADO, LLORENÇ	1:44.280	7.744	10	100 Emocions Esport Club	MX 1
8	55	TEIXIDO COLOMA, AMOS	1:44.437	7.901	8		MX 1
9	133	NOGUERA BARALDES, RICARD	1:44.685	8.149	10	Mc Fonollosa	MX 1
10	40	DAUDEN SERRA, JOSE LUIS	1:44.983	8.447	10	Mc Amposta	MX 1
11	199	PAGES BENITO, JORDI	1:45.197	8.661	4	Mc. Polea SX	MX 1
12	151	RAFAEL VENTURA, GERARD	1:46.310	9.774	7	Mc P.Mafumet	MX 1
13	50	SOLE NABAU, DENIS	1:47.106	10.570	8	AM Montgai	MX 1
14	12	MAGESTER FONT, GUILLEM	1:47.450	10.914	8	Am Vidreres	MX 1
15	122	SUBIRATS ROYO, DANI	1:47.534	10.998	10	M-M Tivenys	MX 1
16	97	SERRA PLAIXENS, JOAN	1:47.552	11.016	4	MC C.Taulé	MX 1
17	19	SALA TORRESCASANA, MIQUEL	1:49.741	13.205	8	Mc. Segre	MX 1
18	4	CATALA RAMS, ARNAU	1:51.045	14.509	9	Gm Molins	MX 1
19	69	CANTO SORRIBAS, JORDI	1:51.286	14.750	7	Mc. Segre	MX 1
20	136	PEREZ CABRERA, DAVID	1:52.147	15.611	7	Gm Molins	MX 1
21	8	SIBOLDI MAS, ERIC	1:53.210	16.674	9	Mc C. Empúries	MX 1
22	33	SANZ CANTO, LLUIS	1:55.815	19.279	2	Mc Amposta	MX 1
23	17	MARTINEZ JIMENEZ, KEVIN	2:02.947	26.411	9	MC C.Taulé	MX 1
24	111	BADIA MARTIN, DAVID	2:10.489	33.953	5	Mc Fonollosa	MX 1
25	11	VENTOSA MOLNER, ALBERT	2:10.500	33.964	2	Mc Fonollosa	MX 1
26	131	ROMERO TELLO, DAVID	2:10.866	34.330	5	Mc. Ronçana	MX 1

MX 2							
1	15	PERALES BOGUÑA, ANGEL	1:36.303		12	CE Pm Vilassar Dalt	MX 2
2	214	SANTIN DE ARTEAGA, ALEX	1:36.721	0.418	14	Mc. Segre	MX 2
3	219	CANALS GAYETE, ALEIX	1:37.750	1.447	12	Em Castellbisbal	MX 2
4	267	MARTINEZ NOGUEIRA, YAGO	1:39.062	2.759	7	Mc VDB	MX 2
5	101	AGUILAR COROMINAS, JOAN	1:39.635	3.332	8	Mc St.Hilari	MX 2
6	25	FONTANALS BENAVENT, MARC	1:41.770	5.467	9	Mc Cubelles	MX 2
7	264	OTERO SAEZ, ROBERTO	1:43.121	6.818	9	Esc.JRB OffRoad	MX 2
8	287	GARRALON LORITE, DANIEL	1:44.590	8.287	10	Mc. Segre	MX 2
9	21	PORTA CIURANA, ALEIX	1:46.291	9.988	13	Mc. Segre	MX 2
10	26	CARBONELL VAN RECK, CONRAD	1:47.876	11.573	9	Mc. Polea SX	MX 2
11	96	CAYUSO COMAJUNCOSA, POL	1:48.715	12.412	7		MX 2
12	5	OLIVERAS BUSOMS, POL	1:51.289	14.986	5	Mc. Segre	MX 2
13	393	ABELLA DURAN, MANEL	1:51.599	15.296	10	Mc Amposta	MX 2



Motocros - Can Taulé

Ordenat per la volta més ràpida

MX1/MX2

Circuit de Can Taulé 2,000 km

Entrenaments Qualificatius

23/04/2017 09:10

Classificació (25:00 Temps) started at 9:08:46

Pos.	Núm.	Nom	Millor Tm	Dif	En volta	Club	classe
14	3	MARTINEZ CERRATO, ALBERTO	1:56.636	20.333	6	Mc P.Mafumet	MX 2
15	82	BAGUR MOLL, ALEXANDRO	2:00.022	23.719	7	Mc. Menorca	MX 2
16	118	ALBUIXECH FORES, LLUIS	2:01.473	25.170	3	Mc Amposta	MX 2
17	226	NIN GUDEL, FRANCESC	2:29.111	52.808	3	Mc. Segre	MX 2



Motocros - Can Taulé

MX1/MX2

Circuit de Can Taulé 2,000 km

Entrenaments Qualificatius

23/04/2017 09:10

Classificació (25:00 Temps) started at 9:08:46

Lap	Lap Tm	Diff	Time of Day
2	1:56.527	+11.937	9:14:01.552
3	1:50.646	+6.056	9:15:52.198
4	1:49.393	+4.803	9:17:41.591
5	1:47.627	+3.037	9:19:29.218
6	2:27.057	+42.467	9:21:56.275
7	4:15.608	+2:31.018	9:26:11.883
8	1:48.596	+4.006	9:28:00.479
9	1:45.822	+1.232	9:29:46.301
10	1:44.590		9:31:30.891
11	2:23.876	+39.286	9:33:54.767

(133) NOGUERA BARALDES, RICARD

1	1:56.468	+11.783	9:16:19.474
2	1:53.771	+9.086	9:18:13.245
3	1:47.530	+2.845	9:20:00.775
4	1:45.564	+0.879	9:21:46.339
5	1:46.435	+1.750	9:23:32.774
6	1:46.586	+1.901	9:25:19.360
7	1:45.227	+0.542	9:27:04.587
8	4:19.027	+2:34.342	9:31:23.614
9	1:45.868	+1.183	9:33:09.482
10	1:44.685		9:34:54.167

(40) DAUDEN SERRA, JOSE LUIS

1	2:03.571	+18.588	9:11:32.063
2	1:55.541	+10.558	9:13:27.604
3	3:27.043	+1:42.060	9:16:54.647
4	1:50.685	+5.702	9:18:45.332
5	1:54.312	+9.329	9:20:39.644
6	1:45.158	+0.175	9:22:24.802
7	2:06.563	+21.580	9:24:31.365
8	1:45.218	+0.235	9:26:16.583
9	3:59.185	+2:14.202	9:30:15.768
10	1:44.983		9:32:00.751
11	2:06.281	+21.298	9:34:07.032

(199) PAGES BENITO, JORDI

1	2:10.173	+24.976	9:11:45.478
2	1:59.514	+14.317	9:13:44.992
3	1:51.933	+6.736	9:15:36.925
4	1:45.197		9:17:22.122
5	1:46.257	+1.060	9:19:08.379
6	6:36.580	+4:51.383	9:25:44.959
7	1:48.118	+2.921	9:27:33.077
8	2:50.680	+1:05.483	9:30:23.757
9	1:55.843	+10.646	9:32:19.600
10	2:11.665	+26.468	9:34:31.265

(21) PORTA CIURANA, ALEIX

1	2:10.574	+24.283	9:11:28.399
2	2:02.624	+16.333	9:13:31.023
3	1:53.650	+7.359	9:15:24.673
4	1:50.137	+3.846	9:17:14.810
5	2:24.329	+38.038	9:19:39.139
6	1:48.369	+2.078	9:21:27.508
7	1:51.570	+5.279	9:23:19.078
8	1:47.561	+1.270	9:25:06.639
9	2:18.723	+32.432	9:27:25.362
10	1:47.007	+0.716	9:29:12.369
11	1:46.570	+0.279	9:30:58.939
12	2:13.067	+26.776	9:33:12.006
13	1:46.291		9:34:58.297

(151) RAFAEL VENTURA, GERARD

1	2:08.700	+22.390	9:14:08.173
2	1:57.546	+11.236	9:16:05.719

Lap	Lap Tm	Diff	Time of Day
3	1:50.985	+4.675	9:17:56.704
4	1:49.269	+2.959	9:19:45.973
5	1:49.010	+2.700	9:21:34.983
6	2:09.397	+23.087	9:23:44.380
7	1:46.310		9:25:30.690
8	3:06.700	+1:20.390	9:28:37.390
9	2:00.895	+14.585	9:30:38.285
10	1:59.513	+13.203	9:32:37.798

(50) SOLE NABAU, DENIS

1	2:03.333	+16.227	9:14:01.754
2	1:59.293	+12.187	9:16:01.047
3	2:03.912	+16.806	9:18:04.959
4	1:47.570	+0.464	9:19:52.529
5	1:52.897	+5.791	9:21:45.426
6	1:48.935	+1.829	9:23:34.361
7	1:50.167	+3.061	9:25:24.528
8	1:47.106		9:27:11.634
9	2:19.485	+32.379	9:29:31.119
10	1:51.326	+4.220	9:31:22.445
11	2:27.098	+39.992	9:33:49.543

(12) MAGESTER FONT, GUILLEM

1	2:13.725	+26.275	9:11:47.372
2	1:59.232	+11.782	9:13:46.604
3	1:51.956	+4.506	9:15:38.560
4	2:02.263	+14.813	9:17:40.823
5	2:00.955	+13.505	9:19:41.778
6	1:50.917	+3.467	9:21:32.695
7	1:49.702	+2.252	9:23:22.397
8	1:47.450		9:25:09.847
9	3:38.362	+1:50.912	9:28:48.209
10	1:59.939	+12.489	9:30:48.148
11	1:56.216	+8.766	9:32:44.364
12	2:04.452	+17.002	9:34:48.816

(122) SUBIRATS ROYO, DANI

1	2:04.032	+16.498	9:13:50.551
2	1:56.441	+8.907	9:15:46.992
3	1:53.487	+5.953	9:17:40.479
4	1:54.691	+7.157	9:19:35.170
5	1:51.010	+3.476	9:21:26.180
6	2:02.072	+14.538	9:23:28.252
7	1:51.847	+4.313	9:25:20.099
8	1:50.362	+2.828	9:27:10.461
9	3:13.950	+1:26.416	9:30:24.411
10	1:47.534		9:32:11.945
11	1:49.176	+1.642	9:34:01.121

(97) SERRA PLAIXENS, JOAN

1	2:04.545	+16.993	9:14:39.644
2	2:08.422	+20.870	9:16:48.066
3	1:49.760	+2.208	9:18:37.826
4	1:47.552		9:20:25.378
5	2:30.349	+42.797	9:22:55.727
6	6:19.397	+4:31.845	9:29:15.124
7	2:22.584	+35.032	9:31:37.708
8	1:47.578	+0.026	9:33:25.286
9	2:10.861	+23.309	9:35:36.147

(26) CARBONELL VAN RECK, CONRAD

1	2:11.494	+23.618	9:17:52.396
2	2:07.954	+20.078	9:20:00.350
3	2:00.997	+13.121	9:22:01.347
4	1:54.083	+6.207	9:23:55.430
5	1:52.862	+4.986	9:25:48.292

Lap	Lap Tm	Diff	Time of Day
6	1:51.740	+3.864	9:27:40.032
7	3:30.438	+1:42.562	9:31:10.470
8	2:02.752	+14.876	9:33:13.222
9	1:47.876		9:35:01.098

(96) CAYUSO COMAJUNCOSA, POL

1	2:09.081	+20.366	9:12:01.320
2	2:00.825	+12.110	9:14:02.145
3	1:58.279	+9.564	9:16:00.424
4	2:02.704	+13.989	9:18:03.128
5	2:58.139	+1:09.424	9:21:01.267
6	1:51.116	+2.401	9:22:52.383
7	1:48.715		9:24:41.098
8	2:03.730	+15.015	9:26:44.828
9	1:56.193	+7.478	9:28:41.021
10	2:32.431	+43.716	9:31:13.452
11	1:59.724	+11.009	9:33:13.176
12	1:54.470	+5.755	9:35:07.646

(19) SALA TORRESCASANA, MIQUEL

1	2:09.240	+19.499	9:11:18.547
2	2:03.580	+13.839	9:13:22.127
3	1:55.269	+5.528	9:15:17.396
4	1:53.491	+3.750	9:17:10.887
5	1:53.262	+3.521	9:19:04.149
6	1:50.007	+0.266	9:20:54.156
7	1:55.029	+5.288	9:22:49.185
8	1:49.741		9:24:38.926
9	2:04.879	+15.138	9:26:43.805
10	1:50.495	+0.754	9:28:34.300
11	1:59.923	+10.182	9:30:34.223
12	1:50.000	+0.259	9:32:24.223

(4) CATALA RAMS, ARNAU

1	2:32.091	+41.046	9:12:16.593
2	2:13.429	+22.384	9:14:30.022
3	2:09.066	+18.021	9:16:39.088
4	1:57.197	+6.152	9:18:36.285
5	2:08.721	+17.676	9:20:45.006
6	5:11.472	+3:20.427	9:25:56.478
7	2:02.052	+11.007	9:27:58.530
8	1:54.160	+3.115	9:29:52.690
9	1:51.045		9:31:43.735
10	2:19.009	+27.964	9:34:02.744

(69) CANTO SORRIBAS, JORDI

1	1:59.178	+7.892	9:23:03.494
2	1:54.063	+2.777	9:24:57.557
3	1:52.448	+1.162	9:26:50.005
4	1:54.070	+2.784	9:28:44.075
5	1:54.068	+2.782	9:30:38.143
6	2:21.202	+29.916	9:32:59.345
7	1:51.286		9:34:50.631

(5) OLIVERAS BUSOMS, POL

1	2:11.450	+20.161	9:11:15.997
2	1:56.367	+5.078	9:13:12.364
3	5:48.829	+3:57.540	9:19:01.193
4	6:24.515	+4:33.226	9:25:25.708
5	1:51.289		9:27:16.997
6	2:26.867	+35.578	9:29:43.864

(393) ABELLA DURAN, MANEL

1	2:11.359	+19.760	9:13:19.987
2	1:55.236	+3.637	9:15:15.223
3	1:56.568	+4.969	9:17:11.791



Motocros - Can Taulé

MX1/MX2

Circuit de Can Taulé 2,000 km

Entrenaments Qualificatius

23/04/2017 09:10

Classificació (25:00 Temps) started at 9:08:46

Lap	Lap Tm	Diff	Time of Day
4	1:55.054	+3.455	9:19:06.845
5	1:53.643	+2.044	9:21:00.488
6	2:21.888	+30.289	9:23:22.376
7	1:56.571	+4.972	9:25:18.947
8	1:56.924	+5.325	9:27:15.871
9	1:52.828	+1.229	9:29:08.699
10	1:51.599		9:31:00.298
11	1:57.977	+6.378	9:32:58.275

(136) PEREZ CABRERA, DAVID

1	2:32.789	+40.642	9:12:20.084
2	2:11.198	+19.051	9:14:31.282
3	2:05.664	+13.517	9:16:36.946
4	2:14.668	+22.521	9:18:51.614
5	5:11.921	+3:19.774	9:24:03.535
6	1:54.255	+2.108	9:25:57.790
7	1:52.147		9:27:49.937

(8) SIBOLDI MAS, ERIC

1	2:32.780	+39.570	9:12:29.451
2	2:05.895	+12.685	9:14:35.346
3	1:57.973	+4.763	9:16:33.319
4	3:10.744	+1:17.534	9:19:44.063
5	1:54.032	+0.822	9:21:38.095
6	2:05.800	+12.590	9:23:43.895
7	2:03.942	+10.732	9:25:47.837
8	4:01.775	+2:08.565	9:29:49.612
9	1:53.210		9:31:42.822
10	1:55.477	+2.267	9:33:38.299
11	1:58.387	+5.177	9:35:36.686

(33) SANZ CANTO, LLUIS

1	2:08.293	+12.478	9:12:46.980
2	1:55.815		9:14:42.795
3	2:02.354	+6.539	9:16:45.149
4	3:04.160	+1:08.345	9:19:49.309

(3) MARTINEZ CERRATO, ALBERTO

1	2:16.021	+19.385	9:11:57.051
2	2:03.129	+6.493	9:14:00.180
3	2:05.050	+8.414	9:16:05.230
4	2:00.257	+3.621	9:18:05.487
5	1:58.529	+1.893	9:20:04.016
6	1:56.636		9:22:00.652
7	1:58.338	+1.702	9:23:58.990
8	2:35.124	+38.488	9:26:34.114
9	2:26.945	+30.309	9:29:01.059
10	1:57.775	+1.139	9:30:58.834

(82) BAGUR MOLL, ALEXANDRO

1	2:19.798	+19.776	9:11:27.074
2	2:16.354	+16.332	9:13:43.428
3	2:13.444	+13.422	9:15:56.872
4	2:11.216	+11.194	9:18:08.088
5	4:49.020	+2:48.998	9:22:57.108
6	2:00.903	+0.881	9:24:58.011
7	2:00.022		9:26:58.033
8	2:08.901	+8.879	9:29:06.934
9	2:46.948	+46.926	9:31:53.882
10	2:03.686	+3.664	9:33:57.568

(118) ALBUIXECH FORES, LLUIS

1	2:06.931	+5.458	9:16:33.041
2	2:40.376	+38.903	9:19:13.417
3	2:01.473		9:21:14.890
4	2:11.102	+9.629	9:23:25.992

Lap	Lap Tm	Diff	Time of Day
5	4:13.105	+2:11.632	9:27:39.097

(17) MARTINEZ JIMENEZ, KEVIN

1	2:14.726	+11.779	9:11:53.966
2	2:04.282	+1.335	9:13:58.248
3	2:08.861	+5.914	9:16:07.109
4	2:07.776	+4.829	9:18:14.885
5	3:02.819	+59.872	9:21:17.704
6	2:03.814	+0.867	9:23:21.518
7	2:43.531	+40.584	9:26:05.049
8	3:25.458	+1:22.511	9:29:30.507
9	2:02.947		9:31:33.454
10	2:30.808	+27.861	9:34:04.262

(111) BADIA MARTIN, DAVID

1	2:28.205	+17.716	9:22:33.627
2	2:16.673	+6.184	9:24:50.300
3	2:14.490	+4.001	9:27:04.790
4	2:47.004	+36.515	9:29:51.794
5	2:10.489		9:32:02.283
6	2:28.916	+18.427	9:34:31.199

(11) VENTOSA MOLNER, ALBERT

1	2:16.080	+5.580	9:23:44.515
2	2:10.500		9:25:55.015
3	2:11.549	+1.049	9:28:06.564
4	2:57.501	+47.001	9:31:04.065

(131) ROMERO TELLO, DAVID

1	2:25.335	+14.469	9:11:38.771
2	2:14.009	+3.143	9:13:52.780
3	2:11.966	+1.100	9:16:04.746
4	2:15.991	+5.125	9:18:20.737
5	2:10.866		9:20:31.603
6	2:13.290	+2.424	9:22:44.893

(226) NIN GUDEL, FRANCESC

1	2:39.433	+10.322	9:12:01.600
2	11:26.099	+8:56.988	9:23:27.699
3	2:29.111		9:25:56.810



Motocros - Can Taulé

MX2

Circuit de Can Taulé 2,000 km

Classificació Final

Pos.	Núm.	Nom	Llicència	Club	R1.	R2.	Total Punts
1	214	SANTIN DE ARTEAGA, ALEX	134468-B	Mc. Segre	20	25	45
2	219	CANALS GAYETE, ALEIX	134485-B	Em Castellbisbal	16	20	36
3	15	PERALES BOGUÑA, ANGEL	134511-B	CE Pm Vilassar Dalt	25	10	35
4	267	MARTINEZ NOGUEIRA, YAGO	135021-B	Mc VDB	13	16	29
5	264	OTERO SAEZ, ROBERTO	134803-B	Esc.JRB OffRoad	9	13	22
6	101	AGUILAR COROMINAS, JOAN	134745-GI	Mc St.Hilari	11	11	22
7	25	FONTANALS BENAVENT, MARC	134456-B	Mc Cubelles	10	8	18
8	5	OLIVERAS BUSOMS, POL	134517-GI	Mc. Segre	8	9	17
9	287	GARRALON LORITE, DANIEL	135816-L	Mc. Segre	7	7	14
10	26	CARBONELL VAN RECK, CONRAD	134941-B	Mc. Polea SX	5	6	11
11	393	ABELLA DURAN, MANEL	875529-T	Mc Amposta	4	5	9
12	3	MARTINEZ CERRATO, ALBERTO	874721-T	Mc P.Mafumet	3	4	7
13	21	PORTA CIURANA, ALEIX	875742-L	Mc. Segre	6	0	6
14	118	ALBUIXECH FORES, LLUIS	875411-T	Mc Amposta	2	3	5
15	82	BAGUR MOLL, ALEXANDRO	66067-IB	Mc. Menorca	0	2	2
16	96	CAYUSO COMAJUNCOSA, POL	875682-B		1	1	2
NT	226	NIN GUEDEL, FRANCESC	874558-B	Mc. Segre	0	0	0



Motocros - Can Taulé

classificat per voltes

MX2

Circuit de Can Taulé 2,000 km

Carrera 1

23/04/2017 10:50

Cursa (20:00 i 2 Voltes) started at 10:54:18

Pos.	Núm.	Nom	Voltes	Total Ts	Dif	Millor Tm	Moto	Club	classe	Punts
1	15	PERALES BOGUÑA, ANGEL	15	24:34.834		1:36.705	KTM	CE Pm Vilassar	MX 2	25
2	214	SANTIN DE ARTEAGA, ALEX	15	24:40.343	5.509	1:35.627	KAWASAKI	Mc. Segre	MX 2	20
3	219	CANALS GAYETE, ALEIX	15	24:41.764	6.930	1:37.222	KAWASAKI	Em Castellbisba	MX 2	16
4	267	MARTINEZ NOGUEIRA, YAGO	15	25:17.563	42.729	1:38.286	SIN MARCA	Mc VDB	MX 2	13
5	101	AGUILAR COROMINAS, JOAN	15	25:22.731	47.897	1:39.254	HUSQVARNA	Mc St.Hilari	MX 2	11
6	25	FONTANALS BENAVENT, MARC	15	25:28.193	53.359	1:39.600	KAWASAKI	Mc Cubelles	MX 2	10
7	264	OTERO SAEZ, ROBERTO	15	25:46.699	1:11.865	1:40.045	KTM	Esc.JRB OffRoa	MX 2	9
8	5	OLIVERAS BUSOMS, POL	14	24:48.862	1 Volta	1:44.485	KTM	Mc. Segre	MX 2	8
9	287	GARRALON LORITE, DANIEL	14	24:50.222	1 Volta	1:45.081	KAWASAKI	Mc. Segre	MX 2	7
10	21	PORTA CIURANA, ALEIX	14	24:54.064	1 Volta	1:44.146	KAWASAKI	Mc. Segre	MX 2	6
11	26	CARBONELL VAN RECK, CONRAD	14	26:04.910	1 Volta	1:47.716	KTM	Mc. Polea SX	MX 2	5
12	393	ABELLA DURAN, MANEL	14	26:14.871	1 Volta	1:49.726	YAMAHA	Mc Amposta	MX 2	4
13	3	MARTINEZ CERRATO, ALBERTO	13	25:11.805	2 Voltes	1:49.700	HONDA	Mc P.Mafumet	MX 2	3
14	118	ALBUIXECH FORES, LLUIS	13	26:25.487	2 Voltes	1:52.492	HONDA	Mc Amposta	MX 2	2
15	96	CAYUSO COMAJUNCOSA, POL	12	26:14.263	3 Voltes	1:44.814			MX 2	1

No classificat

NT	82	BAGUR MOLL, ALEXANDRO	3	6:18.718	NT	1:53.810	HONDA	Mc. Menorca	MX 2	0
NT	226	NIN GUDEL, FRANCESC	3	7:35.644	NT	2:22.887	YAMAHA	Mc. Segre	MX 2	0

Marge de victòria	Velocitat mitja	Millor temps de volta	Millor vel.	Millor volta per
5.509	73,229	1:35.627	75,293	214 - SANTIN DE ARTEAGA, ALE

Cap de cronometratge / Director de Carrera / President del Jurat

Orbits

Motocros - Can Taulé

Volta a volta

MX2

Circuit de Can Taulé 2,000 km

Carrera 1

23/04/2017 10:50

Cursa (20:00 i 2 Voltes) started at 10:54:18

Competidors	Voltes															
	0	1	2	3	4	5	6	7	8	9	10	11	12	13	14	15
CANALS GAYETE, ALEIX (219)	1	219	15	15	15	15	15	15	15	15	15	15	15	15	15	15
PERALES BOGUÑA, ANGEL (15)	2	15	219	219	219	219	219	219	219	219	214	214	214	214	214	214
OTERO SAEZ, ROBERTO (264)	3	264	101	101	214	214	214	214	214	219	219	219	219	219	219	219
AGUILAR COROMINAS, JOAN (101)	4	101	267	267	101	101	267	267	267	267	267	267	267	267	267	267
MARTINEZ NOGUEIRA, YAGO (267)	5	267	264	214	267	267	101	101	101	101	101	101	101	101	101	101
OLIVERAS BUSOMS, POL (5)	6	5	214	264	264	264	264	25	25	25	25	25	25	25	25	25
CARBONELL VAN RECK, CONRAD (26)	7	26	25	25	25	25	25	264	264	264	264	264	264	264	264	264
GARRALON LORITE, DANIEL (287)	8	287	287	287	287	287	287	5	5	5	5	5	5	5	5	5
FONTANALS BENAVENT, MARC (25)	9	25	26	96	96	5	5	5	287	287	287	287	21	21	21	287
PORTA CIURANA, ALEIX (21)	10	21	96	5	5	96	21	21	21	21	21	21	287	287	287	21
ALBUIXECH FORES, LLUIS (118)	11	118	5	21	21	21	96	96	96	26	26	26	26	26	26	26
SANTIN DE ARTEAGA, ALEX (214)	12	214	21	26	26	26	26	26	26	393	393	393	393	393	393	393
CAYUSO COMAJUNCOSA, POL (96)	13	96	3	3	393	393	393	393	393	3	3	3	3	3	3	3
MARTINEZ CERRATO, ALBERTO (3)	14	3	393	393	3	3	3	3	3	118	118	118	118	118	118	118
ABELLA DURAN, MANEL (393)	15	393	118	118	118	118	118	118	118	96	96	96	96	96	96	96
BAGUR MOLL, ALEXANDRO (82)	16	82	82	82	82											
NIN GUDEL, FRANCESC (226)	17	226	226	226	226											



Motocros - Can Taulé

MX2

Circuit de Can Taulé 2,000 km

Carrera 1

23/04/2017 10:50

Cursa (20:00 i 2 Voltes) started at 10:54:18

Lap	Lap Tm	Diff	Time of Day
14	1:52.575	+2.849	11:20:32.998

(3) MARTINEZ CERRATO, ALBERTO

1	1:52.308	+2.608	10:56:13.575
2	1:49.700		10:58:03.275
3	1:51.913	+2.213	10:59:55.188
4	1:51.933	+2.233	11:01:47.121
5	2:02.880	+13.180	11:03:50.001
6	1:56.432	+6.732	11:05:46.433
7	1:57.502	+7.802	11:07:43.935
8	1:57.552	+7.852	11:09:41.487
9	1:58.204	+8.504	11:11:39.691
10	1:57.737	+8.037	11:13:37.428
11	1:59.127	+9.427	11:15:36.555
12	1:57.280	+7.580	11:17:33.835
13	1:56.097	+6.397	11:19:29.932

(118) ALBUIXECH FORES, LLUIS

1	1:55.681	+3.189	10:56:16.802
2	1:52.492		10:58:09.294
3	1:55.440	+2.948	11:00:04.734
4	1:57.330	+4.838	11:02:02.064
5	2:00.637	+8.145	11:04:02.701
6	2:02.560	+10.068	11:06:05.261
7	2:06.216	+13.724	11:08:11.477
8	2:07.929	+15.437	11:10:19.406
9	2:06.680	+14.188	11:12:26.086
10	2:05.652	+13.160	11:14:31.738
11	2:07.767	+15.275	11:16:39.505
12	2:02.593	+10.101	11:18:42.098
13	2:01.516	+9.024	11:20:43.614

(96) CAYUSO COMAJUNCOSA, POL

1	1:47.761	+2.947	10:56:08.953
2	1:45.881	+1.067	10:57:54.834
3	1:44.814		10:59:39.648
4	1:48.052	+3.238	11:01:27.700
5	1:46.515	+1.701	11:03:14.215
6	1:46.181	+1.367	11:05:00.396
7	1:47.439	+2.625	11:06:47.835
8	5:59.261	+4:14.447	11:12:47.096
9	1:54.282	+9.468	11:14:41.378
10	2:05.230	+20.416	11:16:46.608
11	1:53.812	+8.998	11:18:40.420
12	1:51.970	+7.156	11:20:32.390

(82) BAGUR MOLL, ALEXANDRO

1	1:57.378	+3.568	10:56:18.961
2	1:53.810		10:58:12.771
3	2:24.074	+30.264	11:00:36.845

(226) NIN GUDEL, FRANCESC

1	2:22.887		10:56:45.452
2	2:31.122	+8.235	10:59:16.574
3	2:37.197	+14.310	11:01:53.771

Lap	Lap Tm	Diff	Time of Day
-----	--------	------	-------------

Lap	Lap Tm	Diff	Time of Day
-----	--------	------	-------------



Motocros - Can Taulé

classificat per voltes

MX2

Circuit de Can Taulé 2,000 km

Carrera 2

23/04/2017 13:05

Cursa (20:00 i 2 Voltes) started at 13:29:29

Pos.	Núm.	Nom	Voltes	Total Ts	Dif	Millor Tm	Moto	Club	classe	Punts
1	214	SANTIN DE ARTEAGA, ALEX	14	23:31.255		1:39.027	KAWASAKI	Mc. Segre	MX 2	25
2	219	CANALS GAYETE, ALEIX	14	23:39.695	8.440	1:39.103	KAWASAKI	Em Castellbisba	MX 2	20
3	267	MARTINEZ NOGUEIRA, YAGO	14	23:48.562	17.307	1:40.062	SIN MARCA	Mc VDB	MX 2	16
4	264	OTERO SAEZ, ROBERTO	14	23:48.998	17.743	1:40.511	KTM	Esc.JRB OffRoa	MX 2	13
5	101	AGUILAR COROMINAS, JOAN	14	24:20.055	48.800	1:40.428	HUSQVARNA	Mc St.Hilari	MX 2	11
6	15	PERALES BOGUÑA, ANGEL	14	24:57.137	1:25.882	1:41.598	KTM	CE Pm Vilassar	MX 2	10
7	5	OLIVERAS BUSOMS, POL	14	25:17.776	1:46.521	1:44.452	KTM	Mc. Segre	MX 2	9
8	25	FONTANALS BENAVENT, MARC	14	25:36.502	2:05.247	1:45.185	KAWASAKI	Mc Cubelles	MX 2	8
9	287	GARRALON LORITE, DANIEL	13	23:39.236	1 Volta	1:46.493	KAWASAKI	Mc. Segre	MX 2	7
10	26	CARBONELL VAN RECK, CONRAD	13	24:24.734	1 Volta	1:51.084	KTM	Mc. Polea SX	MX 2	6
11	393	ABELLA DURAN, MANEL	13	25:03.144	1 Volta	1:52.991	YAMAHA	Mc Amposta	MX 2	5
12	3	MARTINEZ CERRATO, ALBERTO	13	25:10.099	1 Volta	1:53.990	HONDA	Mc P.Mafumet	MX 2	4
13	118	ALBUIXECH FORES, LLUIS	12	24:43.213	2 Voltes	1:58.049	HONDA	Mc Amposta	MX 2	3
14	82	BAGUR MOLL, ALEXANDRO	11	23:56.368	3 Voltes	2:04.277	HONDA	Mc. Menorca	MX 2	2
15	96	CAYUSO COMAJUNCOSA, POL	10	24:29.333	4 Voltes	1:49.142			MX 2	1

No classificat

NT	226	NIN GUEDEL, FRANCESC	4	10:35.645	NT	2:21.578	YAMAHA	Mc. Segre	MX 2	0
NT	21	PORTA CIURANA, ALEIX	1	1:54.353	NT	1:48.837	KAWASAKI	Mc. Segre	MX 2	0

Marge de victòria	Velocitat mitja	Millor temps de volta	Millor vel.	Millor volta per
8.440	71,426	1:39.027	72,707	214 - SANTIN DE ARTEAGA, ALE

Cap de cronometratge / Director de Carrera / President del Jurat

Orbits

Motocros - Can Taulé

Volta a volta

MX2

Circuit de Can Taulé 2,000 km

Carrera 2

23/04/2017 13:05

Cursa (20:00 i 2 Voltes) started at 13:29:29

Competidors

Voltes

	0	1	2	3	4	5	6	7	8	9	10	11	12	13	14
CANALS GAYETE, ALEIX (219)	1	219	219	219	214	214	214	214	214	214	214	214	214	214	214
MARTINEZ NOGUEIRA, YAGO (267)	2	267	214	214	219	219	219	219	219	219	219	219	219	219	219
OTERO SAEZ, ROBERTO (264)	3	264	267	267	267	267	267	267	267	267	267	267	267	267	267
SANTIN DE ARTEAGA, ALEX (214)	4	214	101	264	264	264	264	264	264	264	264	264	264	264	264
PERALES BOGUÑA, ANGEL (15)	5	15	264	101	101	101	101	101	101	101	101	101	101	101	101
FONTANALS BENAVENT, MARC (25)	6	25	25	5	287	287	287	287	287	287	287	287	15	15	15
PORTA CIURANA, ALEIX (21)	7	21	21	287	5	5	5	5	5	5	15	15	287	25	5
AGUILAR COROMINAS, JOAN (101)	8	101	96	26	26	26	25	25	25	25	5	5	25	5	25
GARRALON LORITE, DANIEL (287)	9	287	5	3	3	25	26	15	15	15	25	25	5	287	287
MARTINEZ CERRATO, ALBERTO (3)	10	3	287	393	393	3	15	26	26	26	26	26	26	26	26
OLIVERAS BUSOMS, POL (5)	11	5	15	25	25	393	393	393	393	393	393	393	393	393	393
CARBONELL VAN RECK, CONRAD (26)	12	26	26	118	118	15	3	3	3	3	3	3	3	3	3
CAYUSO COMAJUNCOSA, POL (96)	13	96	3	15	15	118	118	118	118	118	118	118	118	118	118
ABELLA DURAN, MANEL (393)	14	393	393	82	82	82	82	82	82	82	82	82	82	82	82
ALBUIXECH FORES, LLUIS (118)	15	118	118	226	96	96	96	96	96	96	96	96	96	96	96
BAGUR MOLL, ALEXANDRO (82)	16	82	82	96	226	226									
NIN GUDEL, FRANCESC (226)	17	226	226												



Motocros - Can Taulé

MX2

Circuit de Can Taulé 2,000 km

Carrera 2

23/04/2017 13:05

Cursa (20:00 i 2 Voltes) started at 13:29:29

Lap	Lap Tm	Diff	Time of Day
9	2:09.292	+11.243	13:47:58.397
10	2:07.849	+9.800	13:50:06.246
11	2:04.287	+6.238	13:52:10.533
12	2:02.445	+4.396	13:54:12.978

(82) BAGUR MOLL, ALEXANDRO

Lap	Lap Tm	Diff	Time of Day
1	2:11.051	+6.774	13:31:47.244
2	2:08.901	+4.624	13:33:56.145
3	2:05.394	+1.117	13:36:01.539
4	2:09.934	+5.657	13:38:11.473
5	2:04.277		13:40:15.750
6	2:08.205	+3.928	13:42:23.955
7	2:19.547	+15.270	13:44:43.502
8	2:10.910	+6.633	13:46:54.412
9	2:08.360	+4.083	13:49:02.772
10	2:07.636	+3.359	13:51:10.408
11	2:15.725	+11.448	13:53:26.133

(96) CAYUSO COMAJUNCOSA, POL

Lap	Lap Tm	Diff	Time of Day
1	1:49.142		13:31:24.866
2	3:21.197	+1:32.055	13:34:46.063
3	1:58.234	+9.092	13:36:44.297
4	1:58.443	+9.301	13:38:42.740
5	2:06.219	+17.077	13:40:48.959
6	2:31.333	+42.191	13:43:20.292
7	3:00.706	+1:11.564	13:46:20.998
8	2:15.654	+26.512	13:48:36.652
9	2:37.786	+48.644	13:51:14.438
10	2:44.660	+55.518	13:53:59.098

(226) NIN GUDEL, FRANCESC

Lap	Lap Tm	Diff	Time of Day
1	2:21.578		13:31:58.882
2	2:37.108	+15.530	13:34:35.990
3	2:41.463	+19.885	13:37:17.453
4	2:47.957	+26.379	13:40:05.410

(21) PORTA CIURANA, ALEIX

Lap	Lap Tm	Diff	Time of Day
1	1:48.837		13:31:24.118

Lap Lap Tm Diff Time of Day

Lap Lap Tm Diff Time of Day



Motocros - MX Tona

Ordenat per la volta més ràpida

MASTER 29

Circuit La Talaia 1,500 km

Entrenaments Qualificatius

04/12/2016 09:20

Classificació (15:00 Temps) started at 9:40:12

Pos.	Núm.	Nom	Millor Tm	Dif	En volta	Club	classe
1	386	Carstens, Luis	1:36.032		6		Elit
2	77	Arjonilla, Albert	1:36.709	0.677	4		Elit
3	222	Tragter, Pedro	1:37.791	1.759	4		Elit
4	11	Ferran, Arnau	1:39.029	2.997	2		Elit
5	99	Ciruelo, Sergi	1:39.806	3.774	3		Elit
6	165	Rigau Codina, Iluis	1:41.065	5.033	4		Màster-29
7	20	Lledo Pares, Arnau	1:42.484	6.452	4		Màster-29
8	94	Altés Ballesteros, Joan	1:42.547	6.515	6		Elit
9	78	Darne Sellabona, Bernat	1:42.923	6.891	5		Elit
10	55	Dorca Pares, Aleix	1:43.010	6.978	5		Màster-29
11	95	Martí Sanchez, Eloi	1:44.630	8.598	6		Màster-29
12	87	Quirante, Edgar	1:45.602	9.570	5		Màster-29
13	31	Pagerols Vila, Pau	1:46.479	10.447	6		Màster-29
14	10	Costa Alcantara, Josep	1:47.200	11.168	5		Màster-29
15	14	Bou Prat, Roger	1:47.349	11.317	3		Màster-29
16	19	Sala Torrecasana, Miquel	1:47.989	11.957	7		Màster-29
17	4	Recober Plana, Pol	1:49.384	13.352	5		Màster-29
18	13	Roca Crespi, Joan	1:49.740	13.708	4		Màster-29
19	317	Almirón Asensio, Nil	1:51.483	15.451	3		Màster-29
20	7	Fernández García, César	1:52.080	16.048	6		Màster-29
21	104	Garriga, Roger	1:52.332	16.300	3		Master-39
22	9	Casas Sixto, Jordi	1:53.044	17.012	4		Màster-29

Motocros - MX Tona

MASTER 29

Circuit La Talaia 1,500 km

Entrenaments Qualificatius

04/12/2016 09:20

Classificació (15:00 Temps) started at 9:40:12

Lap	Lap Tm	Diff	Time of Day
(386) Carstens, Luis			
1	1:43.356	+7.324	9:44:44.731
2	1:38.375	+2.343	9:46:23.106
3	2:15.410	+39.378	9:48:38.516
4	1:37.042	+1.010	9:50:15.558
5	2:03.817	+27.785	9:52:19.375
6	1:36.032		9:53:55.407
7	2:26.805	+50.773	9:56:22.212

Lap	Lap Tm	Diff	Time of Day
(77) Arjonilla, Albert			
1	1:48.515	+11.806	9:43:46.746
2	1:37.884	+1.175	9:45:24.630
3	2:10.019	+33.310	9:47:34.649
4	1:36.709		9:49:11.358
5	1:57.649	+20.940	9:51:09.007
6	3:38.645	+2:01.936	9:54:47.652
7	1:50.393	+13.684	9:56:38.045

Lap	Lap Tm	Diff	Time of Day
(222) Tragter, Pedro			
1	1:44.436	+6.645	9:44:40.638
2	1:42.878	+5.087	9:46:23.516
3	1:53.891	+16.100	9:48:17.407
4	1:37.791		9:49:55.198
5	2:01.513	+23.722	9:51:56.711
6	4:36.390	+2:58.599	9:56:33.101

Lap	Lap Tm	Diff	Time of Day
(11) Ferran, Arnau			
1	1:44.296	+5.267	9:44:50.288
2	1:39.029		9:46:29.317
3	4:20.948	+2:41.919	9:50:50.265
4	2:09.562	+30.533	9:52:59.827

Lap	Lap Tm	Diff	Time of Day
(99) Ciruelo, Sergi			
1	2:37.632	+57.826	9:45:32.754
2	3:34.461	+1:54.655	9:49:07.215
3	1:39.806		9:50:47.021
4	1:40.223	+0.417	9:52:27.244
5	5:23.926	+3:44.120	9:57:51.170

Lap	Lap Tm	Diff	Time of Day
(165) Rigau Codina, Iluis			
1	1:46.355	+5.290	9:43:36.330
2	3:16.686	+1:35.621	9:46:53.016
3	2:41.305	+1:00.240	9:49:34.321
4	1:41.065		9:51:15.386
5	3:40.576	+1:59.511	9:54:55.962
6	2:39.272	+58.207	9:57:35.234

Lap	Lap Tm	Diff	Time of Day
(20) Lledo Pares, Arnau			
1	2:00.502	+18.018	9:44:12.321
2	1:53.225	+10.741	9:46:05.546
3	2:50.881	+1:08.397	9:48:56.427
4	1:42.484		9:50:38.911
5	1:42.917	+0.433	9:52:21.828
6	2:30.842	+48.358	9:54:52.670
7	1:54.890	+12.406	9:56:47.560

Lap	Lap Tm	Diff	Time of Day
(94) Altés Ballesteros, Joan			
1	1:50.474	+7.927	9:44:17.702
2	1:56.004	+13.457	9:46:13.706
3	1:42.826	+0.279	9:47:56.532
4	1:43.789	+1.242	9:49:40.321
5	2:07.716	+25.169	9:51:48.037
6	1:42.547		9:53:30.584
7	2:01.511	+18.964	9:55:32.095

Lap	Lap Tm	Diff	Time of Day
(78) Darne Sellabona, Bernat			
1	1:47.103	+4.180	9:44:29.707
2	1:45.592	+2.669	9:46:15.299
3	1:58.523	+15.600	9:48:13.822
4	3:38.677	+1:55.754	9:51:52.499
5	1:42.923		9:53:35.422
6	2:04.556	+21.633	9:55:39.978

Lap	Lap Tm	Diff	Time of Day
(55) Dorca Pares, Aleix			
1	1:46.372	+3.362	9:43:40.378
2	3:36.200	+1:53.190	9:47:16.578
3	1:46.380	+3.370	9:49:02.958
4	6:05.825	+4:22.815	9:55:08.783
5	1:43.010		9:56:51.793

Lap	Lap Tm	Diff	Time of Day
(95) Martí Sanchez, Eloi			
1	1:53.550	+8.920	9:44:10.978
2	1:50.240	+5.610	9:46:01.218
3	1:46.776	+2.146	9:47:47.994
4	1:51.985	+7.355	9:49:39.979
5	1:45.413	+0.783	9:51:25.392
6	1:44.630		9:53:10.022

Lap	Lap Tm	Diff	Time of Day
(87) Quirante, Edgar			
1	2:01.799	+16.197	9:44:13.812
2	4:11.234	+2:25.632	9:48:25.046
3	1:50.935	+5.333	9:50:15.981
4	4:56.407	+3:10.805	9:55:12.388
5	1:45.602		9:56:57.990

Lap	Lap Tm	Diff	Time of Day
(31) Pagerols Vila, Pau			
1	1:51.106	+4.627	9:43:57.732
2	1:49.514	+3.035	9:45:47.246
3	1:49.809	+3.330	9:47:37.055
4	3:23.123	+1:36.644	9:51:00.178
5	1:46.745	+0.266	9:52:46.923
6	1:46.479		9:54:33.402
7	1:47.837	+1.358	9:56:21.239

Lap	Lap Tm	Diff	Time of Day
(10) Costa Alcantara, Josep			
1	1:52.482	+5.282	9:44:53.328
2	1:52.796	+5.596	9:46:46.124
3	4:20.936	+2:33.736	9:51:07.060
4	1:48.304	+1.104	9:52:55.364
5	1:47.200		9:54:42.564
6	1:48.963	+1.763	9:56:31.527

Lap	Lap Tm	Diff	Time of Day
(14) Bou Prat, Roger			
1	1:52.986	+5.637	9:44:09.014
2	1:48.004	+0.655	9:45:57.018
3	1:47.349		9:47:44.367
4	2:17.955	+30.606	9:50:02.322
5	1:57.273	+9.924	9:51:59.595
6	1:51.822	+4.473	9:53:51.417

Lap	Lap Tm	Diff	Time of Day
(19) Sala Torrecasana, Miquel			
1	1:51.922	+3.933	9:44:11.857
2	1:51.025	+3.036	9:46:02.882
3	1:48.559	+0.570	9:47:51.441
4	1:49.868	+1.879	9:49:41.309
5	1:51.208	+3.219	9:51:32.517
6	3:02.717	+1:14.728	9:54:35.234
7	1:47.989		9:56:23.223

Lap	Lap Tm	Diff	Time of Day
(4) Recober Plana, Pol			
1	1:59.288	+9.904	9:44:14.844

Lap	Lap Tm	Diff	Time of Day
2	1:52.450	+3.066	9:46:07.294
3	2:56.655	+1:07.271	9:49:03.949
4	1:50.251	+0.867	9:50:54.200
5	1:49.384		9:52:43.584
6	3:59.356	+2:09.972	9:56:42.940

Lap	Lap Tm	Diff	Time of Day
(13) Roca Crespi, Joan			
1	1:56.036	+6.296	9:44:15.515
2	1:52.381	+2.641	9:46:07.896
3	1:52.637	+2.897	9:48:00.533
4	1:49.740		9:49:50.273
5	4:49.637	+2:59.897	9:54:39.910
6	1:50.636	+0.896	9:56:30.546

Lap	Lap Tm	Diff	Time of Day
(317) Almiron Asensio, Nil			
1	1:51.678	+0.195	9:44:28.156
2	1:52.959	+1.476	9:46:21.115
3	1:51.483		9:48:12.598
4	8:32.747	+6:41.264	9:56:45.345

Lap	Lap Tm	Diff	Time of Day
(7) Fernández García, César			
1	2:06.085	+14.005	9:44:51.370
2	1:59.983	+7.903	9:46:51.353
3	1:53.334	+1.254	9:48:44.687
4	1:52.150	+0.070	9:50:36.837
5	1:55.197	+3.117	9:52:32.034
6	1:52.080		9:54:24.114
7	2:03.645	+11.565	9:56:27.759

Lap	Lap Tm	Diff	Time of Day
(104) Garriga, Roger			
1	1:58.754	+6.422	9:45:02.277
2	1:53.921	+1.589	9:46:56.198
3	1:52.332		9:48:48.530
4	4:59.855	+3:07.523	9:53:48.385
5	1:54.627	+2.295	9:55:43.012

Lap	Lap Tm	Diff	Time of Day
(9) Casas Sixto, Jordi			
1	1:53.495	+0.451	9:44:26.991
2	1:55.123	+2.079	9:46:22.114
3	4:48.320	+2:55.276	9:51:10.434
4	1:53.044		9:53:03.478
5	1:55.251	+2.207	9:54:58.729
6	1:57.777	+4.733	9:56:56.506

Motocros - Can Taulé

MX3

Circuit de Can Taulé 2,000 km

Classificació Final

Pos.	Núm.	Nom	Llicència	Club	R1.	R2.	Total Punts
1	94	DAVINS CAZORLA, ANGEL	134887-B	Mc. Segre	20	25	45
2	96	VILALTA, JOAN	876040-B		25	20	45
3	79	COLETAS RIAL, JORDI	135202-B	Mc. Segre	16	16	32
4	7	CARDONA NOVAS, ALBERT	134816-L	Mc Solsonès	11	11	22
5	11	GUILLEN TURON, JOAN CARLES	134769-T	Mc Delta	10	8	18
6	15	VENTURA CASTRO, SERGI	874889-T	Mc P.Mafumet	9	9	18
7	80	LOPEZ GUERRERO, SEBASTIAN P.	134709-L	Mc. Segre	8	7	15
8	31	MALLOFRE ROVIRA, JOSEP	134422-B	Mc Penedes	4	10	14
9	85	BAENA PULIDO, DANIEL	135111-B	Mc Fonollosa	0	13	13
10	87	NOGUERA BARALDES, DAVID	874638-B	Mc Fonollosa	13	0	13
11	18	ALBERICH VALLES, ANTONIO	876020-L	Mc. Segre	7	6	13
12	9	ADELL BOIX, JOSEP	875439-T	Mc Tot M.Reguers	6	4	10
13	90	BASSA RECORDA, JORDI	874608-B	Amc Martorelles	5	5	10
14	52	LLORACH VICENTE, ALFREDO	874760-B	Mc St.Celoni	2	3	5
15	147	CASALS PAMIES, JOSEP	874770-B	MC C.Taulé	3	1	4
16	71	PRIETO DIAZ, EMILIO JOSE	875324-B	MC C.Taulé	1	2	3
17	32	MARTINEZ CERRATO, ANTONIO	874720-T	Mc P.Mafumet	1	1	2
18	89	ANGRILL VILANA, JORDI	135286-L	Mc. Segre	1	1	2
19	10	GIL SARABIA, ANTONIO	875516-B	Mc. Segre	1	1	2
20	187	MIGUELES ANDREU, MARC	136100-B		1	1	2
NT	25	PORTILLO MORENO, RAFAEL	874722-T	Mc P.Mafumet	0	0	0



Motocros - Can Taulé

classificat per voltes

MX3

Circuit de Can Taulé 2,000 km

Carrera 1

23/04/2017 11:20

Cursa (15:00 i 2 Voltes) started at 11:22:27

Pos.	Núm.	Nom	Voltes	Total Ts	Dif	Millor Tm	Moto	Club	classe	Punts
1	96	VILALTA, JOAN	11	19:08.368		1:42.073			MX 3	25
2	94	DAVINS CAZORLA, ANGEL	11	19:19.409	11.041	1:43.697	HONDA	Mc. Segre	MX 3	20
3	79	COLETAS RIAL, JORDI	11	19:27.191	18.823	1:43.260	KTM	Mc. Segre	MX 3	16
4	87	NOGUERA BARALDES, DAVID	11	19:30.275	21.907	1:44.980	YAMAHA	Mc Fonollosa	MX 3	13
5	7	CARDONA NOVAS, ALBERT	11	19:47.715	39.347	1:45.253	HONDA	Mc Solsonès	MX 3	11
6	11	GUILLEN TURON, JOAN CARLES	11	19:51.327	42.959	1:46.631	SIN MARCA	Mc Delta	MX 3	10
7	15	VENTURA CASTRO, SERGI	11	19:56.913	48.545	1:46.623	KAWASAKI	Mc P.Mafumet	MX 3	9
8	80	LOPEZ GUERRERO, SEBASTIAN P.	11	20:05.145	56.777	1:47.845	KAWASAKI	Mc. Segre	MX 3	8
9	18	ALBERICH VALLES, ANTONIO	11	20:06.938	58.570	1:47.399	SHERCO	Mc. Segre	MX 3	7
10	9	ADELL BOIX, JOSEP	11	20:09.957	1:01.589	1:48.204	HONDA	Mc Tot M.Regue	MX 3	6
11	90	BASSA RECORDA, JORDI	11	20:11.070	1:02.702	1:48.889	YAMAHA	Amc Martorelle:	MX 3	5
12	31	MALLOFRE ROVIRA, JOSEP	11	20:22.798	1:14.430	1:46.107	YAMAHA	Mc Penedes	MX 3	4
13	147	CASALS PAMIES, JOSEP	11	20:30.411	1:22.043	1:50.032	KTM	MC C.Taulé	MX 3	3
14	52	LLORACH VICENTE, ALFREDO	11	20:45.637	1:37.269	1:48.764	HONDA	Mc St.Celoni	MX 3	2
15	32	MARTINEZ CERRATO, ANTONIO	11	20:45.658	1:37.290	1:49.742	HONDA	Mc P.Mafumet	MX 3	1
16	89	ANGRILL VILANA, JORDI	11	20:58.591	1:50.223	1:52.213	KTM	Mc. Segre	MX 3	1
17	71	PRIETO DIAZ, EMILIO JOSE	10	19:10.877	1 Volta	1:51.714	HONDA	MC C.Taulé	MX 3	1
18	10	GIL SARABIA, ANTONIO	10	19:33.025	1 Volta	1:54.536	YAMAHA	Mc. Segre	MX 3	1
19	187	MIGUELES ANDREU, MARC	10	20:49.931	1 Volta	1:59.521			MX 3	1

No classificat

NT	85	BAENA PULIDO, DANIEL	7	12:38.851	NT	1:45.442	KAWASAKI-N/	Mc Fonollosa	MX 3	0
NT	25	PORTILLO MORENO, RAFAEL	5	9:17.444	NT	1:46.525	KTM	Mc P.Mafumet	MX 3	0

Marge de victòria	Velocitat mitja	Millor temps de volta	Millor vel.	Millor volta per
11.041	68,967	1:42.073	70,538	96 - VILALTA, JOAN

Cap de cronometratge / Director de Carrera / President del Jurat

Orbits

Motocros - Can Taulé

Volta a volta

MX3

Circuit de Can Taulé 2,000 km

Carrera 1

23/04/2017 11:20

Cursa (15:00 i 2 Voltes) started at 11:22:27

Competidors

	Voltes											
	0	1	2	3	4	5	6	7	8	9	10	11
VILALTA, JOAN (96)	1	96	96	96	96	96	96	96	96	96	96	96
CARDONA NOVAS, ALBERT (7)	2	7	7	94	94	94	94	94	94	94	94	94
PORTILLO MORENO, RAFAEL (25)	3	25	94	7	7	7	85	85	87	87	87	79
GUILLEN TURON, JOAN CARLES (11)	4	11	85	85	85	85	7	87	79	79	79	87
DAVINS CAZORLA, ANGEL (94)	5	94	15	87	87	87	87	79	7	7	7	7
BASSA RECORDA, JORDI (90)	6	90	87	15	15	79	79	7	11	11	11	11
VENTURA CASTRO, SERGI (15)	7	15	11	11	79	15	11	11	85	15	31	15
LOPEZ GUERRERO, SEBASTIAN P. (80)	8	80	18	79	11	11	15	15	15	31	15	80
ANGRILL VILANA, JORDI (89)	9	89	80	18	18	80	31	31	31	80	80	18
ALBERICH VALLES, ANTONIO (18)	10	18	32	80	80	31	80	80	80	90	90	9
MARTINEZ CERRATO, ANTONIO (32)	11	32	79	32	32	90	90	90	90	18	18	9
BAENA PULIDO, DANIEL (85)	12	85	90	90	90	32	18	18	18	9	9	31
NOGUERA BARALDES, DAVID (87)	13	87	9	9	31	18	32	9	9	147	147	147
COLETAS RIAL, JORDI (79)	14	79	71	31	9	9	9	147	147	52	52	52
GIL SARABIA, ANTONIO (10)	15	10	31	52	52	25	25	52	52	32	32	32
ADELL BOIX, JOSEP (9)	16	9	147	147	25	52	52	32	32	89	89	89
MIGUELES ANDREU, MARC (187)	17	187	10	25	147	147	147	89	89	71	71	71
PRIETO DIAZ, EMILIO JOSE (71)	18	71	52	89	89	89	89	71	71	10	10	10
LLORACH VICENTE, ALFREDO (52)	19	52	89	10	10	10	10	10	10	187	187	187
CASALS PAMIES, JOSEP (147)	20	147	187	187	71	71	71	187	187			
MALLOFRE ROVIRA, JOSEP (31)	21	31	25	71	187	187	187					



Motocros - Can Taulé

MX3

Circuit de Can Taulé 2,000 km

Carrera 1

23/04/2017 11:20

Cursa (15:00 i 2 Voltes) started at 11:22:27

Lap	Lap Tm	Diff	Time of Day
(96) VILALTA, JOAN			
1	1:42.842	+0.769	11:24:12.776
2	1:42.073		11:25:54.849
3	1:43.497	+1.424	11:27:38.346
4	1:43.486	+1.413	11:29:21.832
5	1:43.647	+1.574	11:31:05.479
6	1:43.946	+1.873	11:32:49.425
7	1:45.741	+3.668	11:34:35.166
8	1:44.764	+2.691	11:36:19.930
9	1:45.110	+3.037	11:38:05.040
10	1:45.822	+3.749	11:39:50.862
11	1:45.267	+3.194	11:41:36.129

(94) DAVINS CAZORLA, ANGEL			
1	1:45.693	+1.996	11:24:15.928
2	1:45.166	+1.469	11:26:01.094
3	1:45.204	+1.507	11:27:46.298
4	1:44.576	+0.879	11:29:30.874
5	1:44.348	+0.651	11:31:15.222
6	1:43.697		11:32:58.919
7	1:45.131	+1.434	11:34:44.050
8	1:45.508	+1.811	11:36:29.558
9	1:45.519	+1.822	11:38:15.077
10	1:45.933	+2.236	11:40:01.010
11	1:46.160	+2.463	11:41:47.170

(79) COLETAS RIAL, JORDI			
1	1:52.175	+8.915	11:24:22.820
2	1:45.378	+2.118	11:26:08.198
3	1:45.901	+2.641	11:27:54.099
4	1:45.548	+2.288	11:29:39.647
5	1:45.335	+2.075	11:31:24.982
6	1:44.499	+1.239	11:33:09.481
7	1:44.638	+1.378	11:34:54.119
8	1:46.094	+2.834	11:36:40.213
9	1:45.537	+2.277	11:38:25.750
10	1:43.260		11:40:09.010
11	1:45.942	+2.682	11:41:54.952

(87) NOGUERA BARALDES, DAVID			
1	1:48.412	+3.432	11:24:19.037
2	1:45.461	+0.481	11:26:04.498
3	1:45.683	+0.703	11:27:50.181
4	1:45.828	+0.848	11:29:36.009
5	1:46.542	+1.562	11:31:22.551
6	1:45.207	+0.227	11:33:07.758
7	1:46.104	+1.124	11:34:53.862
8	1:44.980		11:36:38.842
9	1:45.452	+0.472	11:38:24.294
10	1:45.941	+0.961	11:40:10.235
11	1:47.801	+2.821	11:41:58.036

(7) CARDONA NOVAS, ALBERT			
1	1:45.253		11:24:15.267
2	1:45.908	+0.655	11:26:01.175
3	1:46.971	+1.718	11:27:48.146
4	1:46.216	+0.963	11:29:34.362
5	1:47.866	+2.613	11:31:22.228
6	1:47.611	+2.358	11:33:09.839
7	1:49.388	+4.135	11:34:59.227
8	1:48.864	+3.611	11:36:48.091
9	1:48.116	+2.863	11:38:36.207
10	1:49.883	+4.630	11:40:26.090
11	1:49.386	+4.133	11:42:15.476

(11) GUILLEN TURON, JOAN CARLES			
1	1:49.463	+2.832	11:24:19.633
2	1:47.786	+1.155	11:26:07.419
3	1:46.821	+0.190	11:27:54.240
4	1:47.662	+1.031	11:29:41.902
5	1:47.769	+1.138	11:31:29.671
6	1:46.631		11:33:16.302
7	1:47.355	+0.724	11:35:03.657
8	1:49.051	+2.420	11:36:52.708
9	1:47.738	+1.107	11:38:40.446
10	1:48.965	+2.334	11:40:29.411
11	1:49.677	+3.046	11:42:19.088

(15) VENTURA CASTRO, SERGI			
1	1:47.656	+1.033	11:24:17.990
2	1:47.770	+1.147	11:26:05.760
3	1:46.623		11:27:52.383
4	1:49.004	+2.381	11:29:41.387
5	1:49.471	+2.848	11:31:30.858
6	1:48.961	+2.338	11:33:19.819
7	1:49.746	+3.123	11:35:09.565
8	1:48.143	+1.520	11:36:57.708
9	1:49.096	+2.473	11:38:46.804
10	1:47.988	+1.365	11:40:34.792
11	1:49.882	+3.259	11:42:24.674

(80) LOPEZ GUERRERO, SEBASTIAN P.			
1	1:51.625	+3.780	11:24:21.969
2	1:49.578	+1.733	11:26:11.547
3	1:49.289	+1.444	11:28:00.836
4	1:47.845		11:29:48.681
5	1:49.198	+1.353	11:31:37.879
6	1:49.294	+1.449	11:33:27.173
7	1:48.340	+0.495	11:35:15.513
8	1:49.100	+1.255	11:37:04.613
9	1:49.846	+2.001	11:38:54.459
10	1:49.102	+1.257	11:40:43.561
11	1:49.345	+1.500	11:42:32.906

(18) ALBERICH VALLES, ANTONIO			
1	1:50.889	+3.490	11:24:21.267
2	1:49.709	+2.310	11:26:10.976
3	1:49.481	+2.082	11:28:00.457
4	1:52.842	+5.443	11:29:53.299
5	1:49.631	+2.232	11:31:42.930
6	1:49.282	+1.883	11:33:32.212
7	1:48.951	+1.552	11:35:21.163
8	1:48.230	+0.831	11:37:09.393
9	1:49.291	+1.892	11:38:58.684
10	1:47.399		11:40:46.083
11	1:48.616	+1.217	11:42:34.699

(9) ADELL BOIX, JOSEP			
1	1:54.531	+6.327	11:24:25.233
2	1:49.821	+1.617	11:26:15.054
3	1:49.396	+1.192	11:28:04.450
4	1:49.931	+1.727	11:29:54.381
5	1:50.089	+1.885	11:31:44.470
6	1:48.496	+0.292	11:33:32.966
7	1:49.095	+0.891	11:35:22.061
8	1:48.825	+0.621	11:37:10.886
9	1:50.237	+2.033	11:39:01.123
10	1:48.204		11:40:49.327
11	1:48.391	+0.187	11:42:37.718

(90) BASSA RECORDA, JORDI			
----------------------------------	--	--	--

Lap	Lap Tm	Diff	Time of Day
1	1:54.290	+5.401	11:24:24.578
2	1:48.901	+0.012	11:26:13.479
3	1:48.967	+0.078	11:28:02.446
4	1:48.902	+0.013	11:29:51.348
5	1:48.889		11:31:40.237
6	1:49.636	+0.747	11:33:29.873
7	1:49.849	+0.960	11:35:19.722
8	1:49.182	+0.293	11:37:08.904
9	1:49.008	+0.119	11:38:57.912
10	1:50.785	+1.896	11:40:48.697
11	1:50.134	+1.245	11:42:38.831

(31) MALLOFRE ROVIRA, JOSEP			
1	1:55.598	+9.491	11:24:27.729
2	1:48.170	+2.063	11:26:15.899
3	1:47.426	+1.319	11:28:03.325
4	1:46.107		11:29:49.432
5	1:47.083	+0.976	11:31:36.515
6	1:47.201	+1.094	11:33:23.716
7	1:47.701	+1.594	11:35:11.417
8	1:46.527	+0.420	11:36:57.944
9	1:46.337	+0.230	11:38:44.281
10	2:15.872	+29.765	11:41:00.153
11	1:50.406	+4.299	11:42:50.559

(147) CASALS PAMIES, JOSEP			
1	1:57.296	+7.264	11:24:28.601
2	1:51.488	+1.456	11:26:20.089
3	1:50.347	+0.315	11:28:10.436
4	1:50.554	+0.522	11:30:00.990
5	1:50.837	+0.805	11:31:51.827
6	1:51.920	+1.888	11:33:43.747
7	1:50.032		11:35:33.779
8	1:50.700	+0.668	11:37:24.479
9	1:50.387	+0.355	11:39:14.866
10	1:51.703	+1.671	11:41:06.569
11	1:51.603	+1.571	11:42:58.172

(52) LLORACH VICENTE, ALFREDO			
1	1:58.487	+9.723	11:24:29.489
2	1:50.351	+1.587	11:26:19.840
3	1:48.764		11:28:08.604
4	1:50.886	+2.122	11:29:59.490
5	1:52.031	+3.267	11:31:51.521
6	1:53.575	+4.811	11:33:45.096
7	1:53.573	+4.809	11:35:38.669
8	1:54.228	+5.464	11:37:32.897
9	1:52.974	+4.210	11:39:25.871
10	1:53.903	+5.139	11:41:19.774
11	1:53.624	+4.860	11:43:13.398

(32) MARTINEZ CERRATO, ANTONIO			
1	1:51.967	+2.225	11:24:22.397
2	1:49.742		11:26:12.139
3	1:49.934	+0.192	11:28:02.073
4	1:50.610	+0.868	11:29:52.683
5	1:51.616	+1.874	11:31:44.299
6	2:07.608	+17.866	11:33:51.907
7	1:52.160	+2.418	11:35:44.067
8	1:52.979	+3.237	11:37:37.046
9	1:53.428	+3.686	11:39:30.474
10	1:52.475	+2.733	11:41:22.949
11	1:50.470	+0.728	11:43:13.419

(89) ANGRILL VILANA, JORDI			
1	2:02.090	+9.877	11:24:32.437



Motocros - Can Taulé

MX3

Circuit de Can Taulé 2,000 km

Carrera 1

23/04/2017 11:20

Cursa (15:00 i 2 Voltes) started at 11:22:27

Lap	Lap Tm	Diff	Time of Day
2	1:52.801	+0.588	11:26:25.238
3	1:52.213		11:28:17.451
4	1:53.114	+0.901	11:30:10.565
5	1:53.032	+0.819	11:32:03.597
6	1:54.203	+1.990	11:33:57.800
7	1:52.596	+0.383	11:35:50.396
8	1:52.916	+0.703	11:37:43.312
9	1:53.172	+0.959	11:39:36.484
10	1:53.588	+1.375	11:41:30.072
11	1:56.280	+4.067	11:43:26.352

(71) PRIETO DIAZ, EMILIO JOSE

Lap	Lap Tm	Diff	Time of Day
1	1:55.744	+4.030	11:24:26.727
2	2:09.423	+17.709	11:26:36.150
3	1:51.714		11:28:27.864
4	1:52.608	+0.894	11:30:20.472
5	1:52.318	+0.604	11:32:12.790
6	1:53.230	+1.516	11:34:06.020
7	1:52.564	+0.850	11:35:58.584
8	1:54.753	+3.039	11:37:53.337
9	1:53.238	+1.524	11:39:46.575
10	1:52.063	+0.349	11:41:38.638

(10) GIL SARABIA, ANTONIO

Lap	Lap Tm	Diff	Time of Day
1	1:58.587	+4.051	11:24:29.242
2	1:56.545	+2.009	11:26:25.787
3	1:54.536		11:28:20.323
4	1:54.725	+0.189	11:30:15.048
5	1:56.226	+1.690	11:32:11.274
6	1:56.655	+2.119	11:34:07.929
7	1:55.954	+1.418	11:36:03.883
8	1:57.880	+3.344	11:38:01.763
9	2:00.340	+5.804	11:40:02.103
10	1:58.683	+4.147	11:42:00.786

(187) MIGUELES ANDREU, MARC

Lap	Lap Tm	Diff	Time of Day
1	2:03.219	+3.698	11:24:34.147
2	1:59.895	+0.374	11:26:34.042
3	1:59.521		11:28:33.563
4	2:01.351	+1.830	11:30:34.914
5	2:05.296	+5.775	11:32:40.210
6	2:06.638	+7.117	11:34:46.848
7	2:07.412	+7.891	11:36:54.260
8	2:09.814	+10.293	11:39:04.074
9	2:05.201	+5.680	11:41:09.275
10	2:08.417	+8.896	11:43:17.692

(85) BAENA PULIDO, DANIEL

Lap	Lap Tm	Diff	Time of Day
1	1:47.292	+1.850	11:24:17.817
2	1:45.796	+0.354	11:26:03.613
3	1:46.064	+0.622	11:27:49.677
4	1:45.817	+0.375	11:29:35.494
5	1:45.442		11:31:20.936
6	1:46.064	+0.622	11:33:07.000
7	1:59.612	+14.170	11:35:06.612

(25) PORTILLO MORENO, RAFAEL

Lap	Lap Tm	Diff	Time of Day
1	2:05.136	+18.611	11:24:35.228
2	1:46.525		11:26:21.753
3	1:48.272	+1.747	11:28:10.025
4	1:47.001	+0.476	11:29:57.026
5	1:48.179	+1.654	11:31:45.205

Lap Lap Tm Diff Time of Day

Lap Lap Tm Diff Time of Day



Motocros - Can Taulé

classificat per voltes

MX3

Circuit de Can Taulé 2,000 km

Carrera 2

23/04/2017 13:35

Cursa (15:00 i 2 Voltes) started at 13:57:21

Pos.	Núm.	Nom	Voltes	Total Ts	Dif	Millor Tm	Moto	Club	classe	Punts
1	94	DAVINS CAZORLA, ANGEL	11	19:25.886		1:43.103	HONDA	Mc. Segre	MX 3	25
2	96	VILALTA, JOAN	11	19:25.907	0.021	1:43.365			MX 3	20
3	79	COLETAS RIAL, JORDI	11	19:53.496	27.610	1:46.324	KTM	Mc. Segre	MX 3	16
4	85	BAENA PULIDO, DANIEL	11	19:54.148	28.262	1:46.938	KAWASAKI-NI	Mc Fonollosa	MX 3	13
5	7	CARDONA NOVAS, ALBERT	11	20:06.152	40.266	1:48.494	HONDA	Mc Solsonès	MX 3	11
6	31	MALLOFRE ROVIRA, JOSEP	11	20:07.444	41.558	1:47.865	YAMAHA	Mc Penedes	MX 3	10
7	15	VENTURA CASTRO, SERGI	11	20:14.480	48.594	1:48.547	KAWASAKI	Mc P.Mafumet	MX 3	9
8	11	GUILLEN TURON, JOAN CARLES	11	20:22.672	56.786	1:47.653	SIN MARCA	Mc Delta	MX 3	8
9	80	LOPEZ GUERRERO, SEBASTIAN P.	11	20:24.524	58.638	1:48.823	KAWASAKI	Mc. Segre	MX 3	7
10	18	ALBERICH VALLES, ANTONIO	11	20:37.795	1:11.909	1:49.986	SHERCO	Mc. Segre	MX 3	6
11	90	BASSA RECORDA, JORDI	11	20:49.017	1:23.131	1:50.957	YAMAHA	Amc Martorelle	MX 3	5
12	9	ADELL BOIX, JOSEP	11	20:49.941	1:24.055	1:49.159	HONDA	Mc Tot M.Regue	MX 3	4
13	52	LLORACH VICENTE, ALFREDO	11	20:53.550	1:27.664	1:51.591	HONDA	Mc St.Celoni	MX 3	3
14	71	PRIETO DIAZ, EMILIO JOSE	11	20:57.444	1:31.558	1:52.283	HONDA	MC C.Taulé	MX 3	2
15	32	MARTINEZ CERRATO, ANTONIO	11	21:02.632	1:36.746	1:50.043	HONDA	Mc P.Mafumet	MX 3	1
16	147	CASALS PAMIES, JOSEP	11	21:09.291	1:43.405	1:51.988	KTM	MC C.Taulé	MX 3	1
17	89	ANGRILL VILANA, JORDI	10	19:30.857	1 Volta	1:53.484	KTM	Mc. Segre	MX 3	1
18	10	GIL SARABIA, ANTONIO	10	19:51.809	1 Volta	1:55.124	YAMAHA	Mc. Segre	MX 3	1
19	187	MIGUELES ANDREU, MARC	10	21:15.979	1 Volta	2:03.889			MX 3	1

No classificat

NT	87	NOGUERA BARALDES, DAVID	7	14:10.416	NT	1:47.011	YAMAHA	Mc Fonollosa	MX 3	0
NT	25	PORTILLO MORENO, RAFAEL	3	5:33.022	NT	1:48.909	KTM	Mc P.Mafumet	MX 3	0

Marge de victòria	Velocitat mitja	Millor temps de volta	Millor vel.	Millor volta per
0.021	67,931	1:43.103	69,833	94 - DAVINS CAZORLA, ANGEL

Cap de cronometratge / Director de Carrera / President del Jurat

Orbits

Motocros - Can Taulé

Volta a volta

MX3

Circuit de Can Taulé 2,000 km

Carrera 2

23/04/2017 13:35

Cursa (15:00 i 2 Voltes) started at 13:57:21

Competidors

	Voltes											
	0	1	2	3	4	5	6	7	8	9	10	11
VILALTA, JOAN (96)	1	96	96	94	94	94	94	96	96	96	96	94
CARDONA NOVAS, ALBERT (7)	2	7	94	85	96	96	96	94	94	94	94	96
DAVINS CAZORLA, ANGEL (94)	3	94	85	96	85	85	85	85	85	85	85	79
MALLOFRE ROVIRA, JOSEP (31)	4	31	7	7	87	87	87	87	79	79	79	85
ALBERICH VALLES, ANTONIO (18)	5	18	87	87	7	7	7	79	7	7	7	7
PORTILLO MORENO, RAFAEL (25)	6	25	25	25	31	31	79	7	31	31	31	31
BAENA PULIDO, DANIEL (85)	7	85	31	31	25	79	31	31	15	15	15	15
ADELL BOIX, JOSEP (9)	8	9	79	79	79	15	15	15	80	80	80	11
MIGUELES ANDREU, MARC (187)	9	187	15	15	15	80	80	80	18	18	11	80
NOGUERA BARALDES, DAVID (87)	10	87	18	18	18	18	18	18	11	11	18	18
GUILLEN TURON, JOAN CARLES (11)	11	11	9	80	80	11	11	11	52	52	52	90
VENTURA CASTRO, SERGI (15)	12	15	80	11	11	9	52	52	90	90	90	9
LOPEZ GUERRERO, SEBASTIAN P. (80)	13	80	11	9	9	52	71	71	71	71	71	52
GIL SARABIA, ANTONIO (10)	14	10	52	52	52	71	32	90	32	32	9	71
COLETAS RIAL, JORDI (79)	15	79	71	71	71	32	90	32	147	9	32	32
MARTINEZ CERRATO, ANTONIO (32)	16	32	10	10	32	90	147	147	9	147	147	147
ANGRILL VILANA, JORDI (89)	17	89	147	32	90	147	9	9	89	89	89	89
LLORACH VICENTE, ALFREDO (52)	18	52	32	90	147	10	10	89	10	10	10	10
PRIETO DIAZ, EMILIO JOSE (71)	19	71	90	147	10	89	89	10	87	187	187	187
CASALS PAMIES, JOSEP (147)	20	147	187	89	89	187	187	187	187			
BASSA RECORDA, JORDI (90)	21	90	89	187	187							



Motocros - Can Taulé

MX3

Circuit de Can Taulé 2,000 km

Carrera 2

23/04/2017 13:35

Cursa (15:00 i 2 Voltes) started at 13:57:21

Lap	Lap Tm	Diff	Time of Day
2	1:55.985	+3.997	14:01:21.344
3	1:53.626	+1.638	14:03:14.970
4	1:51.988		14:05:06.958
5	1:53.665	+1.677	14:07:00.623
6	1:54.162	+2.174	14:08:54.785
7	1:54.022	+2.034	14:10:48.807
8	1:54.877	+2.889	14:12:43.684
9	1:55.008	+3.020	14:14:38.692
10	1:54.923	+2.935	14:16:33.615
11	1:56.906	+4.918	14:18:30.521

(89) ANGRILL VILANA, JORDI

Lap	Lap Tm	Diff	Time of Day
1	2:03.641	+10.157	13:59:29.431
2	1:55.551	+2.067	14:01:24.982
3	1:54.700	+1.216	14:03:19.682
4	1:53.484		14:05:13.166
5	1:57.414	+3.930	14:07:10.580
6	1:53.595	+0.111	14:09:04.175
7	1:54.866	+1.382	14:10:59.041
8	1:55.961	+2.477	14:12:55.002
9	1:57.276	+3.792	14:14:52.278
10	1:59.809	+6.325	14:16:52.087

(10) GIL SARABIA, ANTONIO

Lap	Lap Tm	Diff	Time of Day
1	1:59.362	+4.238	13:59:24.811
2	1:55.124		14:01:19.935
3	1:55.732	+0.608	14:03:15.667
4	1:56.450	+1.326	14:05:12.117
5	1:58.253	+3.129	14:07:10.370
6	2:01.811	+6.687	14:09:12.181
7	2:01.010	+5.886	14:11:13.191
8	2:00.188	+5.064	14:13:13.379
9	2:00.390	+5.266	14:15:13.769
10	1:59.270	+4.146	14:17:13.039

(187) MIGUELES ANDREU, MARC

Lap	Lap Tm	Diff	Time of Day
1	2:03.889		13:59:29.155
2	2:05.212	+1.323	14:01:34.367
3	2:07.577	+3.688	14:03:41.944
4	2:07.492	+3.603	14:05:49.436
5	2:07.474	+3.585	14:07:56.910
6	2:07.163	+3.274	14:10:04.073
7	2:08.620	+4.731	14:12:12.693
8	2:08.724	+4.835	14:14:21.417
9	2:06.794	+2.905	14:16:28.211
10	2:08.998	+5.109	14:18:37.209

(87) NOGUERA BARALDES, DAVID

Lap	Lap Tm	Diff	Time of Day
1	1:49.006	+1.995	13:59:14.324
2	1:47.940	+0.929	14:01:02.264
3	1:47.278	+0.267	14:02:49.542
4	1:47.011		14:04:36.553
5	1:48.439	+1.428	14:06:24.992
6	1:49.426	+2.415	14:08:14.418
7	3:17.228	+1:30.217	14:11:31.646

(25) PORTILLO MORENO, RAFAEL

Lap	Lap Tm	Diff	Time of Day
1	1:50.637	+1.728	13:59:15.766
2	1:48.909		14:01:04.675
3	1:49.577	+0.668	14:02:54.252

Lap	Lap Tm	Diff	Time of Day
-----	--------	------	-------------

Lap	Lap Tm	Diff	Time of Day
-----	--------	------	-------------



Motocros - Can Taulé

Ordenat per la volta més ràpida

MX3/MX4/MX5

Circuit de Can Taulé 2,000 km

Entrenaments Qualificatius

23/04/2017 09:30

Classificació (20:00 Temps) started at 9:36:41

Pos.	Núm.	Nom	Millor Tm	Dif	En volta	Club	classe
1	7	CARDONA NOVAS, ALBERT	1:44.003		9	Mc Solsonès	MX 3
2	94	DAVINS CAZORLA, ANGEL	1:44.006	0.003	9	Mc. Segre	MX 3
3	96	VILALTA, JOAN	1:44.765	0.762	8		MX 3
4	79	COLETAS RIAL, JORDI	1:45.115	1.112	9	Mc. Segre	MX 3
5	25	PORTILLO MORENO, RAFAEL	1:45.139	1.136	3	Mc P.Mafumet	MX 3
6	87	NOGUERA BARALDES, DAVID	1:45.529	1.526	7	Mc Fonollosa	MX 3
7	85	BAENA PULIDO, DANIEL	1:45.775	1.772	7	Mc Fonollosa	MX 3
8	15	VENTURA CASTRO, SERGI	1:46.101	2.098	9	Mc P.Mafumet	MX 3
9	31	MALLOFRE ROVIRA, JOSEP	1:46.545	2.542	8	Mc Penedes	MX 3
10	58	CUENCA SARRION, GASPÀR	1:46.806	2.803	9	Mc VDB	MX 5
11	73	BUSQUET HARO, JAUME	1:47.059	3.056	2	Mc Fonollosa	MX 4
12	11	GUILLEN TURON, JOAN CARLES	1:47.079	3.076	9	Mc Delta	MX 3
13	39	ARFELIS ARNO, JORDI	1:47.646	3.643	3	Me CEAMA	MX 4
14	80	LOPEZ GUERRERO, SEBASTIAN P.	1:47.794	3.791	7	Mc. Segre	MX 3
15	36	GOMEZ JIMENEZ, ANDREU	1:47.997	3.994	9	Gm Molins	MX 4
16	521	MICOLA MARTIN, IVAN	1:48.434	4.431	6	Mc St.Celoni	MX 4
17	90	BASSA RECORDA, JORDI	1:48.453	4.450	8	Amc Martorelles	MX 3
18	59	SANCHEZ COLL, NARCIS	1:48.713	4.710	5	CM Mollet-Isern	MX 5
19	97	TORRENTE ABRIL, EDUARDO	1:49.447	5.444	3	Mc. Polea SX	MX 5
20	6	VIÑAS BUXO, PERE	1:49.944	5.941	5		MX 4
21	9	ADELL BOIX, JOSEP	1:49.959	5.956	7	Mc Tot M.Reguers	MX 3
22	147	CASALS PAMIES, JOSEP	1:50.145	6.142	9	MC C.Taulé	MX 3
23	28	MAS SOTERAS, ANTONI	1:50.318	6.315	9	Mc Fonollosa	MX 5
24	52	LLORACH VICENTE, ALFREDO	1:50.859	6.856	4	Mc St.Celoni	MX 3
25	18	ALBERICH VALLES, ANTONIO	1:50.924	6.921	3	Mc. Segre	MX 3
26	71	PRIETO DIAZ, EMILIO JOSE	1:51.038	7.035	8	MC C.Taulé	MX 3
27	66	COSTA AGUSTI, XAVIER	1:51.154	7.151	6	Mc. Segre	MX 5
28	4	FERNANDEZ MARTIN, OSCAR	1:51.812	7.809	6		MX 4
29	50	VILAR REIG, ANTONI	1:52.066	8.063	7	Mc. Segre	MX 5
30	32	MARTINEZ CERRATO, ANTONIO	1:52.132	8.129	7	Mc P.Mafumet	MX 3
31	89	ANGRILL VILANA, JORDI	1:52.333	8.330	4	Mc. Segre	MX 3
32	152	LEAL NAVARRO, DAVID	1:54.126	10.123	4	Mc MXPro	MX 4
33	10	GIL SARABIA, ANTONIO	1:54.175	10.172	4	Mc. Segre	MX 3
34	2	LLADO ROCA, JUAN FRANCISCO	1:56.862	12.859	8	100 Emocions Esport Club	MX 4
35	78	COMAJUNCOSAS BARALDES, MATEU	1:57.571	13.568	8	Mc Fonollosa	MX 4
36	8	SANCHEZ CRESPO, DAVID MANUEL	1:59.440	15.437	8	100 Emocions Esport Club	MX 4
37	98	PERALTA ALCALDE, MARCO ANTONIO	1:59.525	15.522	8	Am Vidreres	MX 4
38	74	ALASRAKI GOMEZ, DAVID	1:59.546	15.543	6	Mc Penedes	MX 4
39	82	BAGUR MARQUES, RAFAEL	2:00.370	16.367	7	Mc. Menorca	MX 5
40	86	CABELLO CENTENO, MOISES	2:04.296	20.293	5	Amc Martorelles	MX 4
41	41	TERZAN GRAU, JAUME	2:05.174	21.171	5	Mc Cent Peus	MX 5
42	159	ABELLANEDO GARCIA, JOSEP	2:07.042	23.039	3		MX 5
43	187	MIGUELES ANDREU, MARC	2:07.795	23.792	2		MX 3



Motocros - Can Taulé

Ordenat per la volta més ràpida

MX3/MX4/MX5

Circuit de Can Taulé 2,000 km

Entrenaments Qualificatius

23/04/2017 09:30

Classificació (20:00 Temps) started at 9:36:41

Pos.	Núm.	Nom	Millor Tm	Dif	En volta	Club	classe
------	------	-----	-----------	-----	----------	------	--------

MX 3

1	7	CARDONA NOVAS, ALBERT	1:44.003		9	Mc Solsonès	MX 3
2	94	DAVINS CAZORLA, ANGEL	1:44.006	0.003	9	Mc. Segre	MX 3
3	96	VILALTA, JOAN	1:44.765	0.762	8		MX 3
4	79	COLETAS RIAL, JORDI	1:45.115	1.112	9	Mc. Segre	MX 3
5	25	PORTILLO MORENO, RAFAEL	1:45.139	1.136	3	Mc P.Mafumet	MX 3
6	87	NOGUERA BARALDES, DAVID	1:45.529	1.526	7	Mc Fonollosa	MX 3
7	85	BAENA PULIDO, DANIEL	1:45.775	1.772	7	Mc Fonollosa	MX 3
8	15	VENTURA CASTRO, SERGI	1:46.101	2.098	9	Mc P.Mafumet	MX 3
9	31	MALLOFRE ROVIRA, JOSEP	1:46.545	2.542	8	Mc Penedes	MX 3
10	11	GUILLEN TURON, JOAN CARLES	1:47.079	3.076	9	Mc Delta	MX 3
11	80	LOPEZ GUERRERO, SEBASTIAN P.	1:47.794	3.791	7	Mc. Segre	MX 3
12	90	BASSA RECORDA, JORDI	1:48.453	4.450	8	Amc Martorelles	MX 3
13	9	ADELL BOIX, JOSEP	1:49.959	5.956	7	Mc Tot M.Reguers	MX 3
14	147	CASALS PAMIES, JOSEP	1:50.145	6.142	9	MC C.Taulé	MX 3
15	52	LLORACH VICENTE, ALFREDO	1:50.859	6.856	4	Mc St.Celoni	MX 3
16	18	ALBERICH VALLES, ANTONIO	1:50.924	6.921	3	Mc. Segre	MX 3
17	71	PRIETO DIAZ, EMILIO JOSE	1:51.038	7.035	8	MC C.Taulé	MX 3
18	32	MARTINEZ CERRATO, ANTONIO	1:52.132	8.129	7	Mc P.Mafumet	MX 3
19	89	ANGRILL VILANA, JORDI	1:52.333	8.330	4	Mc. Segre	MX 3
20	10	GIL SARABIA, ANTONIO	1:54.175	10.172	4	Mc. Segre	MX 3
21	187	MIGUELES ANDREU, MARC	2:07.795	23.792	2		MX 3

MX 4

1	73	BUSQUET HARO, JAUME	1:47.059		2	Mc Fonollosa	MX 4
2	39	ARFELIS ARNO, JORDI	1:47.646	0.587	3	Me CEAMA	MX 4
3	36	GOMEZ JIMENEZ, ANDREU	1:47.997	0.938	9	Gm Molins	MX 4
4	521	MICOLA MARTIN, IVAN	1:48.434	1.375	6	Mc St.Celoni	MX 4
5	6	VIÑAS BUXO, PERE	1:49.944	2.885	5		MX 4
6	4	FERNANDEZ MARTIN, OSCAR	1:51.812	4.753	6		MX 4
7	152	LEAL NAVARRO, DAVID	1:54.126	7.067	4	Mc MXPro	MX 4
8	2	LLADO ROCA, JUAN FRANCISCO	1:56.862	9.803	8	100 Emocions Esport Club	MX 4
9	78	COMAJUNCOSAS BARALDES, MATEU	1:57.571	10.512	8	Mc Fonollosa	MX 4
10	8	SANCHEZ CRESPO, DAVID MANUEL	1:59.440	12.381	8	100 Emocions Esport Club	MX 4
11	98	PERALTA ALCALDE, MARCO ANTONIO	1:59.525	12.466	8	Am Vidreres	MX 4
12	74	ALASRAKI GOMEZ, DAVID	1:59.546	12.487	6	Mc Penedes	MX 4
13	86	CABELLO CENTENO, MOISES	2:04.296	17.237	5	Amc Martorelles	MX 4

MX 5

1	58	CUENCA SARRION, GASPAR	1:46.806		9	Mc VDB	MX 5
2	59	SANCHEZ COLL, NARCIS	1:48.713	1.907	5	CM Mollet-Isern	MX 5
3	97	TORRENTE ABRIL, EDUARDO	1:49.447	2.641	3	Mc. Polea SX	MX 5

Cap de cronometratge / Director de Carrera / President del Jurat

Orbits



Motocros - Can Taulé

Ordenat per la volta més ràpida

MX3/MX4/MX5

Circuit de Can Taulé 2,000 km

Entrenaments Qualificatius

23/04/2017 09:30

Classificació (20:00 Temps) started at 9:36:41

Pos.	Núm.	Nom	Millor Tm	Dif	En volta	Club	classe
4	28	MAS SOTERAS, ANTONI	1:50.318	3.512	9	Mc Fonollosa	MX 5
5	66	COSTA AGUSTI, XAVIER	1:51.154	4.348	6	Mc. Segre	MX 5
6	50	VILAR REIG, ANTONI	1:52.066	5.260	7	Mc. Segre	MX 5
7	82	BAGUR MARQUES, RAFAEL	2:00.370	13.564	7	Mc. Menorca	MX 5
8	41	TERZAN GRAU, JAUME	2:05.174	18.368	5	Mc Cent Peus	MX 5
9	159	ABELLANEDO GARCIA, JOSEP	2:07.042	20.236	3		MX 5



Motocros - Can Taulé

MX3/MX4/MX5

Circuit de Can Taulé 2,000 km

Entrenaments Qualificatius

23/04/2017 09:30

Classificació (20:00 Temps) started at 9:36:41

Lap	Lap Tm	Diff	Time of Day
6	2:15.983	+16.543	9:51:00.528
7	2:03.359	+3.919	9:53:03.887
8	1:59.440		9:55:03.327
9	2:05.250	+5.810	9:57:08.577

(98) PERALTA ALCALDE, MARCO ANTONIO

Lap	Lap Tm	Diff	Time of Day
1	2:10.253	+10.728	9:40:27.699
2	2:00.802	+1.277	9:42:28.501
3	2:00.711	+1.186	9:44:29.212
4	2:02.263	+2.738	9:46:31.475
5	2:02.384	+2.859	9:48:33.859
6	2:01.465	+1.940	9:50:35.324
7	3:30.887	+1:31.362	9:54:06.211
8	1:59.525		9:56:05.736
9	2:20.464	+20.939	9:58:26.200

(74) ALASRAKI GOMEZ, DAVID

Lap	Lap Tm	Diff	Time of Day
1	2:04.313	+4.767	9:40:00.139
2	2:01.505	+1.959	9:42:01.644
3	2:00.918	+1.372	9:44:02.562
4	2:15.859	+16.313	9:46:18.421
5	4:01.907	+2:02.361	9:50:20.328
6	1:59.546		9:52:19.874
7	3:47.536	+1:47.990	9:56:07.410
8	2:00.578	+1.032	9:58:07.988

(82) BAGUR MARQUES, RAFAEL

Lap	Lap Tm	Diff	Time of Day
1	2:18.166	+17.796	9:39:45.620
2	2:10.015	+9.645	9:41:55.635
3	2:05.932	+5.562	9:44:01.567
4	2:01.014	+0.644	9:46:02.581
5	2:03.742	+3.372	9:48:06.323
6	2:03.257	+2.887	9:50:09.580
7	2:00.370		9:52:09.950
8	2:04.389	+4.019	9:54:14.339
9	2:00.387	+0.017	9:56:14.726
10	2:02.308	+1.938	9:58:17.034

(86) CABELLO CENTENO, MOISES

Lap	Lap Tm	Diff	Time of Day
1	2:38.443	+34.147	9:40:52.094
2	2:16.006	+11.710	9:43:08.100
3	2:08.472	+4.176	9:45:16.572
4	2:27.304	+23.008	9:47:43.876
5	2:04.296		9:49:48.172
6	2:25.151	+20.855	9:52:13.323
7	4:47.164	+2:42.868	9:57:00.487

(41) TERZAN GRAU, JAUME

Lap	Lap Tm	Diff	Time of Day
1	2:28.126	+22.952	9:39:48.633
2	2:16.924	+11.750	9:42:05.557
3	2:05.413	+0.239	9:44:10.970
4	5:07.651	+3:02.477	9:49:18.621
5	2:05.174		9:51:23.795
6	2:29.798	+24.624	9:53:53.593
7	2:08.200	+3.026	9:56:01.793
8	2:37.846	+32.672	9:58:39.639

(159) ABELLANEDO GARCIA, JOSEP

Lap	Lap Tm	Diff	Time of Day
1	2:25.993	+18.951	9:40:59.560
2	2:07.979	+0.937	9:43:07.539
3	2:07.042		9:45:14.581
4	2:10.071	+3.029	9:47:24.652
5	2:08.668	+1.626	9:49:33.320
6	2:42.082	+35.040	9:52:15.402
7	2:09.335	+2.293	9:54:24.737

Lap	Lap Tm	Diff	Time of Day
(187) MIGUELES ANDREU, MARC			
1	2:11.713	+3.918	9:40:01.267
2	2:07.795		9:42:09.062
3	2:08.014	+0.219	9:44:17.076
4	2:12.844	+5.049	9:46:29.920
5	2:14.345	+6.550	9:48:44.265
6	2:16.081	+8.286	9:51:00.346
7	2:15.643	+7.848	9:53:15.989
8	2:18.956	+11.161	9:55:34.945
9	2:09.879	+2.084	9:57:44.824

Lap	Lap Tm	Diff	Time of Day
-----	--------	------	-------------




Motocros - Can Taulé

MX4/MX5

Circuit de Can Taulé 2,000 km

Classificació Final



Pos.	Núm.	Nom	Llicència	Club	R1.	R2.	Total Punts
------	------	-----	-----------	------	-----	-----	-------------

MX 4

1	39	ARFELIS ARNO, JORDI	134680-L	Me CEAMA	20	25	45
2	73	BUSQUET HARO, JAUME	875247-B	Mc Fonollosa	25	20	45
3	521	MICOLA MARTIN, IVAN	134458-B	Mc St.Celoni	13	16	29
4	36	GOMEZ JIMENEZ, ANDREU	135066-B	Gm Molins	16	13	29
5	152	LEAL NAVARRO, DAVID	875725-GI	Mc MXPro	10	11	21
6	6	VIÑAS BUXO, PERE	135962-GI		11	10	21
7	4	FERNANDEZ MARTIN, OSCAR	874605-B		9	9	18
8	8	SANCHEZ CRESPO, DAVID MANUEL	65943-IB	100 Emocions Esport Club	8	7	15
9	78	COMAJUNCOSAS BARALDES, MATEU	134714-B	Mc Fonollosa	5	8	13
10	98	PERALTA ALCALDE, MARCO ANTONIC	875533-B	Am Vidreres	6	6	12
11	86	CABELLO CENTENO, MOISES	875613-B	Amc Martorelles	3	5	8
12	74	ALASRAKI GOMEZ, DAVID	874683-B	Mc Penedes	4	4	8
13	2	LLADO ROCA, JUAN FRANCISCO	65999-IB	100 Emocions Esport Club	7	0	7

MX 5

1	58	CUENCA SARRION, GASPAR	134388-GI	Mc VDB	20	20	40
2	59	SANCHEZ COLL, NARCIS	134975-B	CM Mollet-Isern	25	13	38
3	97	TORRENTE ABRIL, EDUARDO	875884-B	Mc. Polea SX	11	25	36
4	28	MAS SOTERAS, ANTONI	135034-B	Mc Fonollosa	13	16	29
5	50	VILAR REIG, ANTONI	135017-L	Mc. Segre	16	11	27
6	66	COSTA AGUSTI, XAVIER	134480-B	Mc. Segre	10	10	20
7	82	BAGUR MARQUES, RAFAEL	66066-IB	Mc. Menorca	9	9	18
8	159	ABELLANEDO GARCIA, JOSEP	135542-B		8	8	16
9	41	TERZAN GRAU, JAUME	874555-B	Mc Cent Peus	7	7	14



Motocros - Can Taulé

classificat per voltes

MX4/MX5

Circuit de Can Taulé 2,000 km

Carrera 1

23/04/2017 11:45

Cursa (15:00 i 2 Voltes) started at 11:45:04

Pos.	Núm.	Nom	Voltes	Total Ts	Dif	Millor Tm	Moto	Club	classe	Punts
1	73	BUSQUET HARO, JAUME	11	19:57.666		1:47.292	KTM	Mc Fonollosa	MX 4	25
2	39	ARFELIS ARNO, JORDI	11	19:58.225	0.559	1:46.616	HUSQVARNA	Me CEAMA	MX 4	20
3	36	GOMEZ JIMENEZ, ANDREU	11	20:01.124	3.458	1:47.287	SUZUKI	Gm Molins	MX 4	16
4	521	MICOLA MARTIN, IVAN	11	20:20.747	23.081	1:49.706	YAMAHA	Mc St.Celoni	MX 4	13
5	59	SANCHEZ COLL, NARCIS	11	20:39.707	42.041	1:46.939	HONDA	CM Mollet-Isern	MX 5	25
6	6	VIÑAS BUXO, PERE	11	20:39.855	42.189	1:50.605			MX 4	11
7	58	CUENCA SARRION, GASPAR	11	20:40.374	42.708	1:50.263	HONDA	Mc VDB	MX 5	20
8	50	VILAR REIG, ANTONI	11	20:40.675	43.009	1:47.819	KAWASAKI	Mc. Segre	MX 5	16
9	28	MAS SOTERAS, ANTONI	11	20:42.935	45.269	1:50.367	KTM	Mc Fonollosa	MX 5	13
10	152	LEAL NAVARRO, DAVID	11	20:53.072	55.406	1:51.552	SUZUKI RMZ	Mc MXPro	MX 4	10
11	97	TORRENTE ABRIL, EDUARDO	11	20:53.163	55.497	1:52.136	HARLEY DAVI	Mc. Polea SX	MX 5	11
12	66	COSTA AGUSTI, XAVIER	11	20:56.454	58.788	1:52.740	KTM	Mc. Segre	MX 5	10
13	4	FERNANDEZ MARTIN, OSCAR	11	20:59.753	1:02.087	1:52.416			MX 4	9
14	8	SANCHEZ CRESPO, DAVID MANUEL	11	21:32.928	1:35.262	1:55.337	HONDA	100 Emocions E	MX 4	8
15	2	LLADO ROCA, JUAN FRANCISCO	11	21:34.190	1:36.524	1:53.643	HONDA	100 Emocions E	MX 4	7
16	82	BAGUR MARQUES, RAFAEL	11	21:34.312	1:36.646	1:53.918	HONDA	Mc. Menorca	MX 5	9
17	98	PERALTA ALCALDE, MARCO ANTONI	10	20:00.244	1 Volta	1:57.969	KAWASAKI	Am Vidreres	MX 4	6
18	78	COMAJUNCOSAS BARALDES, MATEU	10	20:07.982	1 Volta	1:56.756	SUZUKI	Mc Fonollosa	MX 4	5
19	74	ALASRAKI GOMEZ, DAVID	10	20:08.789	1 Volta	1:59.439	HONDA	Mc Penedes	MX 4	4
20	86	CABELLO CENTENO, MOISES	10	20:36.596	1 Volta	1:59.167	YAMAHA	Amc Martorelle	MX 4	3
21	159	ABELLANEDO GARCIA, JOSEP	10	20:40.170	1 Volta	2:00.718			MX 5	8
22	41	TERZAN GRAU, JAUME	10	22:10.848	1 Volta	2:08.340	HONDA	Mc Cent Peus	MX 5	7

Marge de victòria

Velocitat mitja

Millor temps de volta Millor vel.

Millor volta per

0.559

66,129

1:46.616

67,532

39 - ARFELIS ARNO, JORDI

Cap de cronometratge / Director de Carrera / President del Jurat

Orbits

Motocros - Can Taulé

Volta a volta

MX4/MX5

Circuit de Can Taulé 2,000 km

Carrera 1

23/04/2017 11:45

Cursa (15:00 i 2 Voltes) started at 11:45:04

Competidors

	Voltes											
	0	1	2	3	4	5	6	7	8	9	10	11
MAS SOTERAS, ANTONI (28)	1	28	59	59	39	39	39	39	39	39	39	73
VILAR REIG, ANTONI (50)	2	50	50	39	59	36	36	73	73	73	73	39
SANCHEZ COLL, NARCIS (59)	3	59	39	50	36	59	73	36	36	36	36	36
BAGUR MARQUES, RAFAEL (82)	4	82	521	36	73	73	59	59	521	521	521	521
LEAL NAVARRO, DAVID (152)	5	152	36	521	50	521	521	59	59	59	59	59
MICOLA MARTIN, IVAN (521)	6	521	73	73	521	50	50	58	58	58	6	6
COSTA AGUSTI, XAVIER (66)	7	66	82	58	58	58	58	50	6	6	58	58
CUENCA SARRION, GASPAR (58)	8	58	58	6	6	6	6	6	50	50	50	50
GOMEZ JIMENEZ, ANDREU (36)	9	36	6	82	152	152	152	152	152	28	28	28
ALASRAKI GOMEZ, DAVID (74)	10	74	152	152	66	66	66	28	28	28	152	152
COMAJUNCOSAS BARALDES, MATEU (78)	11	78	4	66	82	4	4	66	66	66	66	97
TERZAN GRAU, JAUME (41)	12	41	66	4	4	28	28	4	4	97	97	66
TORRENTE ABRIL, EDUARDO (97)	13	97	97	97	97	97	97	97	97	4	4	4
LLADO ROCA, JUAN FRANCISCO (2)	14	2	8	8	28	82	82	82	82	82	8	8
SANCHEZ CRESPO, DAVID MANUEL (8)	15	8	98	28	8	8	8	8	8	8	82	82
ARFELIS ARNO, JORDI (39)	16	39	74	98	98	98	98	98	2	2	2	82
BUSQUET HARO, JAUME (73)	17	73	86	74	2	2	2	2	98	98	98	98
PERALTA ALCALDE, MARCO ANTONIO (98)	18	98	28	2	74	74	74	74	78	78	78	78
VIÑAS BUXO, PERE (6)	19	6	2	78	78	78	78	78	74	74	74	74
ABELLANEDO GARCIA, JOSEP (159)	20	159	159	159	159	159	159	159	159	159	86	86
FERNANDEZ MARTIN, OSCAR (4)	21	4	41	41	86	86	86	86	86	86	159	159
CABELLO CENTENO, MOISES (86)	22	86	78	86	41	41	41	41	41	41	41	41



Motocros - Can Taulé

MX4/MX5

Circuit de Can Taulé 2,000 km

Carrera 1

23/04/2017 11:45

Cursa (15:00 i 2 Voltes) started at 11:45:04

Lap	Lap Tm	Diff	Time of Day
2	1:56.351	+2.433	11:48:57.023
3	1:55.900	+1.982	11:50:52.923
4	1:58.847	+4.929	11:52:51.770
5	1:57.735	+3.817	11:54:49.505
6	1:58.322	+4.404	11:56:47.827
7	1:58.580	+4.662	11:58:46.407
8	1:58.684	+4.766	12:00:45.091
9	2:00.435	+6.517	12:02:45.526
10	1:57.537	+3.619	12:04:43.063
11	1:55.753	+1.835	12:06:38.816

(98) PERALTA ALCALDE, MARCO ANTONIO

Lap	Lap Tm	Diff	Time of Day
1	2:00.428	+2.459	11:47:07.886
2	1:57.969		11:49:05.855
3	1:58.083	+0.114	11:51:03.938
4	1:59.170	+1.201	11:53:03.108
5	1:59.085	+1.116	11:55:02.193
6	1:59.564	+1.595	11:57:01.757
7	2:00.646	+2.677	11:59:02.403
8	1:59.851	+1.882	12:01:02.254
9	2:01.236	+3.267	12:03:03.490
10	2:01.258	+3.289	12:05:04.748

(78) COMAJUNCOSAS BARALDES, MATEU

Lap	Lap Tm	Diff	Time of Day
1	2:12.437	+15.681	11:47:19.611
2	1:56.756		11:49:16.367
3	2:00.911	+4.155	11:51:17.278
4	1:58.771	+2.015	11:53:16.049
5	1:58.268	+1.512	11:55:14.317
6	1:57.921	+1.165	11:57:12.238
7	1:58.575	+1.819	11:59:10.813
8	2:01.004	+4.248	12:01:11.817
9	1:59.602	+2.846	12:03:11.419
10	2:01.067	+4.311	12:05:12.486

(74) ALASRAKI GOMEZ, DAVID

Lap	Lap Tm	Diff	Time of Day
1	2:03.535	+4.096	11:47:10.678
2	2:00.227	+0.788	11:49:10.905
3	2:00.233	+0.794	11:51:11.138
4	2:00.409	+0.970	11:53:11.547
5	2:00.272	+0.833	11:55:11.819
6	1:59.917	+0.478	11:57:11.736
7	2:00.334	+0.895	11:59:12.070
8	2:00.723	+1.284	12:01:12.793
9	1:59.439		12:03:12.232
10	2:01.061	+1.622	12:05:13.293

(86) CABELLO CENTENO, MOISES

Lap	Lap Tm	Diff	Time of Day
1	2:03.203	+4.036	11:47:11.014
2	2:25.436	+26.269	11:49:36.450
3	2:00.098	+0.931	11:51:36.548
4	2:00.203	+1.036	11:53:36.751
5	2:02.060	+2.893	11:55:38.811
6	2:01.114	+1.947	11:57:39.925
7	2:01.810	+2.643	11:59:41.735
8	2:00.901	+1.734	12:01:42.636
9	1:59.297	+0.130	12:03:41.933
10	1:59.167		12:05:41.100

(159) ABELLANEDO GARCIA, JOSEP

Lap	Lap Tm	Diff	Time of Day
1	2:10.126	+9.408	11:47:17.668
2	2:03.199	+2.481	11:49:20.867
3	2:01.837	+1.119	11:51:22.704
4	2:00.934	+0.216	11:53:23.638
5	2:02.344	+1.626	11:55:25.982
6	2:02.571	+1.853	11:57:28.553

Lap	Lap Tm	Diff	Time of Day
7	2:03.026	+2.308	11:59:31.579
8	2:08.440	+7.722	12:01:40.019
9	2:03.937	+3.219	12:03:43.956
10	2:00.718		12:05:44.674

(41) TERZAN GRAU, JAUME

Lap	Lap Tm	Diff	Time of Day
1	2:12.197	+3.857	11:47:19.390
2	2:08.340		11:49:27.730
3	2:11.199	+2.859	11:51:38.929
4	2:10.080	+1.740	11:53:49.009
5	2:13.408	+5.068	11:56:02.417
6	2:17.636	+9.296	11:58:20.053
7	2:14.217	+5.877	12:00:34.270
8	2:14.695	+6.355	12:02:48.965
9	2:12.742	+4.402	12:05:01.707
10	2:13.645	+5.305	12:07:15.352

Lap	Lap Tm	Diff	Time of Day
-----	--------	------	-------------



Motocros - Can Taulé

classificat per voltes

MX4/MX5

Circuit de Can Taulé 2,000 km

Carrera 2

23/04/2017 14:00

Cursa (15:00 i 2 Voltes) started at 14:20:47

Pos.	Núm.	Nom	Voltes	Total Ts	Dif	Millor Tm	Moto	Club	classe	Punts
1	39	ARFELIS ARNO, JORDI	11	20:13.020		1:48.848	HUSQVARNA	Me CEAMA	MX 4	25
2	73	BUSQUET HARO, JAUME	11	20:13.264	0.244	1:48.996	KTM	Mc Fonollosa	MX 4	20
3	521	MICOLA MARTIN, IVAN	11	20:19.348	6.328	1:49.370	YAMAHA	Mc St.Celoni	MX 4	16
4	36	GOMEZ JIMENEZ, ANDREU	11	20:24.072	11.052	1:49.183	SUZUKI	Gm Molins	MX 4	13
5	97	TORRENTE ABRIL, EDUARDO	11	20:44.452	31.432	1:50.569	HARLEY DAVI	Mc. Polea SX	MX 5	25
6	58	CUENCA SARRION, GASPAR	11	20:44.872	31.852	1:50.272	HONDA	Mc VDB	MX 5	20
7	152	LEAL NAVARRO, DAVID	11	20:46.375	33.355	1:51.669	SUZUKI RMZ	Mc MXPro	MX 4	11
8	28	MAS SOTERAS, ANTONI	11	20:56.795	43.775	1:51.630	KTM	Mc Fonollosa	MX 5	16
9	6	VIÑAS BUXO, PERE	11	21:08.994	55.974	1:52.866			MX 4	10
10	59	SANCHEZ COLL, NARCIS	11	21:09.807	56.787	1:50.808	HONDA	CM Mollet-Isern	MX 5	13
11	50	VILAR REIG, ANTONI	11	21:27.066	1:14.046	1:52.675	KAWASAKI	Mc. Segre	MX 5	11
12	4	FERNANDEZ MARTIN, OSCAR	11	21:31.173	1:18.153	1:54.341			MX 4	9
13	66	COSTA AGUSTI, XAVIER	11	21:37.363	1:24.343	1:55.349	KTM	Mc. Segre	MX 5	10
14	78	COMAJUNCOSAS BARALDES, MATEU	11	21:50.074	1:37.054	1:57.889	SUZUKI	Mc Fonollosa	MX 4	8
15	82	BAGUR MARQUES, RAFAEL	11	21:52.798	1:39.778	1:55.512	HONDA	Mc. Menorca	MX 5	9
16	8	SANCHEZ CRESPO, DAVID MANUEL	11	21:54.026	1:41.006	1:57.095	HONDA	100 Emocions E	MX 4	7
17	98	PERALTA ALCALDE, MARCO ANTONI	11	22:12.157	1:59.137	1:58.431	KAWASAKI	Am Vidreres	MX 4	6
18	86	CABELLO CENTENO, MOISES	10	20:22.917	1 Volta	1:59.029	YAMAHA	Amc Martorelle	MX 4	5
19	159	ABELLANEDO GARCIA, JOSEP	10	20:24.365	1 Volta	1:58.962			MX 5	8
20	74	ALASRAKI GOMEZ, DAVID	10	20:29.196	1 Volta	2:00.279	HONDA	Mc Penedes	MX 4	4
21	41	TERZAN GRAU, JAUME	9	20:37.729	2 Voltes	2:11.898	HONDA	Mc Cent Peus	MX 5	7

No classificat

NT	2	LLADO ROCA, JUAN FRANCISCO	8	16:10.013	NT	1:54.910	HONDA	100 Emocions E	MX 4	0
----	---	----------------------------	---	-----------	----	----------	-------	----------------	------	---

Marge de victòria	Velocitat mitja	Millor temps de volta	Millor vel.	Millor volta per
0.244	65,292	1:48.848	66,147	39 - ARFELIS ARNO, JORDI

Cap de cronometratge / Director de Carrera / President del Jurat

Orbits

Motocros - Can Taulé

Volta a volta


MX4/MX5

Circuit de Can Taulé 2,000 km

Carrera 2

23/04/2017 14:00

Cursa (15:00 i 2 Voltes) started at 14:20:47



Competidors

Voltes

	0	1	2	3	4	5	6	7	8	9	10	11	
GOMEZ JIMENEZ, ANDREU (36)	1	36	39	39	39	39	39	39	39	39	39	39	
LEAL NAVARRO, DAVID (152)	2	152	58	58	58	73	73	73	73	73	73	73	
CUENCA SARRION, GASPAR (58)	3	58	521	521	73	521	521	521	521	521	521	521	
LLADO ROCA, JUAN FRANCISCO (2)	4	2	73	73	521	58	58	36	36	36	36	36	
BAGUR MARQUES, RAFAEL (82)	5	82	6	36	36	36	36	58	58	58	58	152	97
VIÑAS BUXO, PERE (6)	6	6	36	6	6	152	152	152	152	152	152	58	58
MICOLA MARTIN, IVAN (521)	7	521	152	152	152	6	6	97	97	97	97	97	152
SANCHEZ COLL, NARCIS (59)	8	59	50	50	59	59	59	6	6	6	28	28	28
BUSQUET HARO, JAUME (73)	9	73	97	97	50	97	97	59	59	28	6	6	6
ARFELIS ARNO, JORDI (39)	10	39	82	59	97	50	50	28	28	59	59	59	59
TORRENTE ABRIL, EDUARDO (97)	11	97	2	82	28	28	28	50	50	50	50	50	50
MAS SOTERAS, ANTONI (28)	12	28	28	28	82	2	2	2	2	66	4	4	4
ALASRAKI GOMEZ, DAVID (74)	13	74	59	2	2	82	66	66	66	4	66	66	66
COMAJUNCOSAS BARALDES, MATEU (78)	14	78	4	4	66	66	82	4	4	78	78	78	78
TERZAN GRAU, JAUME (41)	15	41	66	66	4	4	4	82	78	82	82	8	82
COSTA AGUSTI, XAVIER (66)	16	66	78	78	78	78	78	78	82	8	8	82	8
ABELLANEDO GARCIA, JOSEP (159)	17	159	98	98	98	8	8	8	8	98	98	98	98
VILAR REIG, ANTONI (50)	18	50	8	8	8	98	98	98	98	2	86	86	
PERALTA ALCALDE, MARCO ANTONIO (98)	19	98	86	86	86	86	159	86	86	86	159	159	
FERNANDEZ MARTIN, OSCAR (4)	20	4	74	74	74	74	86	159	159	159	74	74	
SANCHEZ CRESPO, DAVID MANUEL (8)	21	8	159	159	159	159	74	74	74	74	41		
CABELLO CENTENO, MOISES (86)	22	86	41	41	41	41	41	41	41	41	41		



Motocros - Can Taulé

MX4/MX5

Circuit de Can Taulé 2,000 km

Carrera 2

23/04/2017 14:00

Cursa (15:00 i 2 Voltes) started at 14:20:47

Lap	Lap Tm	Diff	Time of Day
2	1:59.046	+1.951	14:24:54.692
3	1:57.630	+0.535	14:26:52.322
4	1:58.531	+1.436	14:28:50.853
5	1:58.620	+1.525	14:30:49.473
6	1:57.746	+0.651	14:32:47.219
7	1:58.790	+1.695	14:34:46.009
8	2:00.143	+3.048	14:36:46.152
9	1:59.774	+2.679	14:38:45.926
10	1:58.163	+1.068	14:40:44.089
11	1:57.095		14:42:41.184

(98) PERALTA ALCALDE, MARCO ANTONIO

Lap	Lap Tm	Diff	Time of Day
1	2:03.863	+5.432	14:22:54.727
2	1:58.431		14:24:53.158
3	1:58.652	+0.221	14:26:51.810
4	1:59.735	+1.304	14:28:51.545
5	2:00.385	+1.954	14:30:51.930
6	2:00.549	+2.118	14:32:52.479
7	2:00.789	+2.358	14:34:53.268
8	2:01.863	+3.432	14:36:55.131
9	2:01.514	+3.083	14:38:56.645
10	1:58.720	+0.289	14:40:55.365
11	2:03.950	+5.519	14:42:59.315

(86) CABELLO CENTENO, MOISES

Lap	Lap Tm	Diff	Time of Day
1	2:05.400	+6.371	14:22:57.097
2	1:59.029		14:24:56.126
3	2:00.554	+1.525	14:26:56.680
4	2:01.900	+2.871	14:28:58.580
5	2:01.082	+2.053	14:30:59.662
6	2:00.564	+1.535	14:33:00.226
7	2:02.405	+3.376	14:35:02.631
8	2:02.878	+3.849	14:37:05.509
9	2:00.686	+1.657	14:39:06.195
10	2:03.880	+4.851	14:41:10.075

(159) ABELLANEDO GARCIA, JOSEP

Lap	Lap Tm	Diff	Time of Day
1	2:07.927	+8.965	14:22:58.615
2	2:01.419	+2.457	14:25:00.034
3	2:00.781	+1.819	14:27:00.815
4	1:59.807	+0.845	14:29:00.622
5	1:58.962		14:30:59.584
6	2:01.661	+2.699	14:33:01.245
7	2:03.188	+4.226	14:35:04.433
8	2:01.731	+2.769	14:37:06.164
9	2:02.562	+3.600	14:39:08.726
10	2:02.797	+3.835	14:41:11.523

(74) ALASRAKI GOMEZ, DAVID

Lap	Lap Tm	Diff	Time of Day
1	2:07.493	+7.214	14:22:57.966
2	2:01.435	+1.156	14:24:59.401
3	2:00.446	+0.167	14:26:59.847
4	2:00.279		14:29:00.126
5	2:02.379	+2.100	14:31:02.505
6	2:02.281	+2.002	14:33:04.786
7	2:02.445	+2.166	14:35:07.231
8	2:01.587	+1.308	14:37:08.818
9	2:02.224	+1.945	14:39:11.042
10	2:05.312	+5.033	14:41:16.354

(41) TERZAN GRAU, JAUME

Lap	Lap Tm	Diff	Time of Day
1	2:12.574	+0.676	14:23:03.142
2	2:11.898		14:25:15.040
3	2:13.780	+1.882	14:27:28.820
4	2:15.083	+3.185	14:29:43.903
5	2:19.695	+7.797	14:32:03.598

Lap	Lap Tm	Diff	Time of Day
6	2:21.595	+9.697	14:34:25.193
7	2:21.637	+9.739	14:36:46.830
8	2:17.578	+5.680	14:39:04.408
9	2:20.479	+8.581	14:41:24.887

(2) LLADO ROCA, JUAN FRANCISCO

Lap	Lap Tm	Diff	Time of Day
1	1:59.996	+5.086	14:22:50.008
2	1:58.675	+3.765	14:24:48.683
3	1:57.239	+2.329	14:26:45.922
4	1:54.910		14:28:40.832
5	1:56.640	+1.730	14:30:37.472
6	1:55.126	+0.216	14:32:32.598
7	1:57.061	+2.151	14:34:29.659
8	2:27.512	+32.602	14:36:57.171

Lap	Lap Tm	Diff	Time of Day
-----	--------	------	-------------



Motocros - MX Tona

Ordenat per la volta més ràpida

MASTER 39

Circuit La Talaia 1,500 km

Entrenaments Qualificatius

04/12/2016 09:40

Classificació (15:00 Temps) started at 9:59:19

Pos.	Núm.	Nom	Millor Tm	Dif	En volta	Club	classe
1	5	Tona Castells, Santi	1:40.758			4	Veterà-A
2	96	Vilalta Aguado, Joan	1:42.482	1.724		4	Master-39
3	34	Rodriguez Guerra, David	1:42.811	2.053		4	Master-39
4	101	Ramos Casanova, Ferran	1:43.461	2.703		7	Veterà-A
5	7	Marin Mesa, Juan Ramon	1:43.875	3.117		6	Master-39
6	6	Viñas Buixo, Pere	1:47.883	7.125		4	Master-39
7	64	Arrabal Casas, Dani	1:49.185	8.427		5	Master-39
8	59	Cuenca Sarrion, Gaspar	1:49.701	8.943		6	Veterà-B
9	90	Ortega, Onofre	1:50.374	9.616		3	Veterà-B
10	3	Planasdemunt Regas, Baltasar	1:50.662	9.904		4	Veterà-A
11	55	Moreno Rieradevall, Carles	1:51.086	10.328		6	Veterà-A
12	66	Costa Agustí, Xavi	1:51.128	10.370		6	Veterà-B
13	4	Sague Mach, Jordi	1:51.909	11.151		6	Veterà-B
14	53	Roig Vargas, Marti	1:52.024	11.266		4	Veterà-A
15	88	Arrabal, Toni	1:52.293	11.535		5	Master-39
16	211	Petrol, Toni	1:53.601	12.843		3	Master-39
17	115	Baurier Casanovas, Alex	1:55.089	14.331		5	Veterà-A
18	231	Casanova Granell, Carles	1:55.583	14.825		5	Veterà-A
19	15	Juventeny Busquets, Antoni	2:00.136	19.378		1	Veterà-A

Motocros - MX Tona

MASTER 39

Circuit La Talaia 1,500 km

Entrenaments Qualificatius

04/12/2016 09:40

Classificació (15:00 Temps) started at 9:59:19

Lap	Lap Tm	Diff	Time of Day
(5) Tona Castells, Santi			
1	1:44.036	+3.278	10:02:28.894
2	1:42.342	+1.584	10:04:11.236
3	2:05.772	+25.014	10:06:17.008
4	1:40.758		10:07:57.766
5	2:28.256	+47.498	10:10:26.022
6	1:41.784	+1.026	10:12:07.806
7	3:31.682	+1:50.924	10:15:39.488

Lap	Lap Tm	Diff	Time of Day
(96) Vilalta Aguado, Joan			
1	1:43.620	+1.138	10:02:33.582
2	1:42.675	+0.193	10:04:16.257
3	1:45.580	+3.098	10:06:01.837
4	1:42.482		10:07:44.319
5	1:45.214	+2.732	10:09:29.533
6	1:46.317	+3.835	10:11:15.850
7	3:33.279	+1:50.797	10:14:49.129

Lap	Lap Tm	Diff	Time of Day
(34) Rodríguez Guerra, David			
1	1:51.635	+8.824	10:02:58.442
2	1:44.943	+2.132	10:04:43.385
3	1:43.691	+0.880	10:06:27.076
4	1:42.811		10:08:09.887
5	1:43.522	+0.711	10:09:53.409
6	1:42.938	+0.127	10:11:36.347
7	2:30.558	+47.747	10:14:06.905

Lap	Lap Tm	Diff	Time of Day
(101) Ramos Casanova, Ferran			
1	1:47.345	+3.884	10:02:40.343
2	1:46.021	+2.560	10:04:26.364
3	1:45.589	+2.128	10:06:11.953
4	1:45.057	+1.596	10:07:57.010
5	1:45.501	+2.040	10:09:42.511
6	1:51.362	+7.901	10:11:33.873
7	1:43.461		10:13:17.334
8	1:44.896	+1.435	10:15:02.230

Lap	Lap Tm	Diff	Time of Day
(7) Marín Mesa, Juan Ramon			
1	2:09.087	+25.212	10:03:59.012
2	1:44.667	+0.792	10:05:43.679
3	1:53.128	+9.253	10:07:36.807
4	4:17.063	+2:33.188	10:11:53.870
5	1:46.175	+2.300	10:13:40.045
6	1:43.875		10:15:23.920

Lap	Lap Tm	Diff	Time of Day
(6) Viñas Buixo, Pere			
1	1:56.833	+8.950	10:03:06.274
2	1:57.297	+9.414	10:05:03.571
3	1:52.313	+4.430	10:06:55.884
4	1:47.883		10:08:43.767
5	3:54.895	+2:07.012	10:12:38.662
6	1:51.415	+3.532	10:14:30.077

Lap	Lap Tm	Diff	Time of Day
(64) Arrabal Casas, Dani			
1	1:51.094	+1.909	10:03:16.876
2	1:54.592	+5.407	10:05:11.468
3	1:52.092	+2.907	10:07:03.560
4	1:51.142	+1.957	10:08:54.702
5	1:49.185		10:10:43.887
6	1:51.621	+2.436	10:12:35.508
7	1:50.928	+1.743	10:14:26.436

Lap	Lap Tm	Diff	Time of Day
(59) Cuenca Sarrion, Gaspar			
1	1:57.014	+7.313	10:03:04.374
2	1:52.438	+2.737	10:04:56.812

Lap	Lap Tm	Diff	Time of Day
3	2:05.685	+15.984	10:07:02.497
4	1:51.642	+1.941	10:08:54.139
5	1:53.258	+3.557	10:10:47.397
6	1:49.701		10:12:37.098
7	2:13.123	+23.422	10:14:50.221

Lap	Lap Tm	Diff	Time of Day
(90) Ortega, Onofre			
1	1:51.653	+1.279	10:03:08.938
2	1:52.125	+1.751	10:05:01.063
3	1:50.374		10:06:51.437
4	1:50.604	+0.230	10:08:42.041
5	3:38.615	+1:48.241	10:12:20.656
6	1:53.523	+3.149	10:14:14.179
7	1:54.803	+4.429	10:16:08.982

Lap	Lap Tm	Diff	Time of Day
(3) Planasdemunt Regas, Baltasar			
1	1:57.389	+6.727	10:03:45.529
2	1:52.770	+2.108	10:05:38.299
3	1:50.782	+0.120	10:07:29.081
4	1:50.662		10:09:19.743
5	1:52.010	+1.348	10:11:11.753

Lap	Lap Tm	Diff	Time of Day
(55) Moreno Rieradevall, Carles			
1	2:01.357	+10.271	10:03:46.742
2	1:57.512	+6.426	10:05:44.254
3	1:59.699	+8.613	10:07:43.953
4	1:58.284	+7.198	10:09:42.237
5	1:52.565	+1.479	10:11:34.802
6	1:51.086		10:13:25.888
7	2:04.396	+13.310	10:15:30.284

Lap	Lap Tm	Diff	Time of Day
(66) Costa Agustí, Xavi			
1	1:56.226	+5.098	10:03:15.709
2	1:58.121	+6.993	10:05:13.830
3	1:54.308	+3.180	10:07:08.138
4	1:53.869	+2.741	10:09:02.007
5	1:54.235	+3.107	10:10:56.242
6	1:51.128		10:12:47.370
7	1:52.218	+1.090	10:14:39.588

Lap	Lap Tm	Diff	Time of Day
(4) Sague Mach, Jordi			
1	2:02.449	+10.540	10:03:30.450
2	1:56.326	+4.417	10:05:26.776
3	1:53.685	+1.776	10:07:20.461
4	1:53.327	+1.418	10:09:13.788
5	1:54.159	+2.250	10:11:07.947
6	1:51.909		10:12:59.856
7	2:08.258	+16.349	10:15:08.114

Lap	Lap Tm	Diff	Time of Day
(53) Roig Vargas, Martí			
1	2:01.472	+9.448	10:03:26.939
2	1:54.917	+2.893	10:05:21.856
3	1:55.395	+3.371	10:07:17.251
4	1:52.024		10:09:09.275
5	1:52.609	+0.585	10:11:01.884
6	1:55.303	+3.279	10:12:57.187
7	1:55.902	+3.878	10:14:53.089

Lap	Lap Tm	Diff	Time of Day
(88) Arrabal, Toni			
1	1:56.614	+4.321	10:03:41.028
2	1:53.610	+1.317	10:05:34.638
3	1:53.873	+1.580	10:07:28.511
4	2:23.535	+31.242	10:09:52.046
5	1:52.293		10:11:44.339
6	1:53.302	+1.009	10:13:37.641
7	1:56.397	+4.104	10:15:34.038

Lap	Lap Tm	Diff	Time of Day
(211) Petrol, Toni			
1	2:13.579	+19.978	10:05:15.931
2	2:01.702	+8.101	10:07:17.633
3	1:53.601		10:09:11.234
4	3:43.497	+1:49.896	10:12:54.731
5	2:16.128	+22.527	10:15:10.859

Lap	Lap Tm	Diff	Time of Day
(115) Baurier Casanovas, Alex			
1	1:56.730	+1.641	10:02:51.741
2	1:56.962	+1.873	10:04:48.703
3	1:58.185	+3.096	10:06:46.888
4	5:02.685	+3:07.596	10:11:49.573
5	1:55.089		10:13:44.662
6	1:56.005	+0.916	10:15:40.667

Lap	Lap Tm	Diff	Time of Day
(231) Casanova Granell, Carles			
1	1:58.735	+3.152	10:03:42.535
2	1:56.995	+1.412	10:05:39.530
3	1:55.894	+0.311	10:07:35.424
4	1:56.624	+1.041	10:09:32.048
5	1:55.583		10:11:27.631
6	1:57.455	+1.872	10:13:25.086
7	1:56.901	+1.318	10:15:21.987


Lap	Lap Tm	Diff	Time of Day
(15) Juvanteny Busquets, Antoni			
1	2:00.136		10:03:03.044
2	2:03.756	+3.620	10:05:06.800
3	2:02.751	+2.615	10:07:09.551

Motocros - Can Taulé

MX Femines

Circuit de Can Taulé 2,000 km

Classificació Final



Pos.	Núm.	Nom	Llicència	Club	R1.	R2.	Total Punts
1	29	MAGALLON GUBAU, CARLA	134746-GI	Mc St.Hilari	25	25	50
2	113	CALERO CHICHARRO, AIDA	135074-B	Mc Cifuentes	20	20	40
3	285	VALERO PALOMARES, MARIONA	134666-B	MC C.Taulé	16	16	32
4	14	ARANDA GONZALEZ, GRETA	134971-B	Gm Molins	13	13	26
5	111	ROMERO FONT, ROSA	134358-B	Mc B.Bergueda	11	11	22
6	9	MASERAS SANCHEZ-CRESPO, MARIA	247604-V	RRR72	10	10	20
7	39	CARBONELL VAN RECK, JUDITH	874833-B	Mc. Polea SX	7	9	16
8	98	ERILL TRALLERO, AINA	874689-B	Mc. Piera Scan	9	7	16
9	100	ARNAU DE VERA, GEORGINA	875696-GI	Mc C. Empúries	6	8	14
10	78	BANUS GENOVE, MIREIA	134693-GI	Peu a Baix	8	6	14
11	77	PEINADO CASAS, ALBA	874941-B	MC C.Taulé	5	5	10
12	30	SOLA PLANAS, MARTA	874585-L	Mc Solsonès	4	2	6
13	7	LLOBERA RICART, EVA	134757-L	Mc. Segre	1	4	5
14	53	FAJARDO VALIOS, PAULA	874882-B	MC Enduro Cunit	2	3	5
15	710	PEINADO CASAS, PAULA	874942-B	MC C.Taulé	3	1	4
16	93	TRIAS MORELL, ANNA	874694-GI	MX Vidreres	1	1	2
17	62	RUBIO GOMEZ, ANDREA	875806-B	Amc Martorelles	1	1	2



Motocros - Can Taulé

classificat per voltes

MX Femines

Circuit de Can Taulé 2,000 km

Carrera 1

23/04/2017 12:10

Cursa (15:00 i 2 Voltes) started at 12:09:02

Pos.	Núm.	Nom	Voltes	Total Ts	Dif	Millor Tm	Moto	Club	classe	Punts
1	29	MAGALLON GUBAU, CARLA	10	18:48.842		1:50.818	SUZUKI	Mc St.Hilari	Fèmin	25
2	113	CALERO CHICHARRO, AIDA	10	19:15.016	26.174	1:53.453	KAWASAKI	Mc Cifuentes	Fèmin	20
3	285	VALERO PALOMARES, MARIONA	10	19:43.200	54.358	1:55.999	KTM	MC C.Taulé	Fèmin	16
4	14	ARANDA GONZALEZ, GRETA	10	20:26.569	1:37.727	2:00.090	HUSQVARNA	Gm Molins	Fèmin	13
5	111	ROMERO FONT, ROSA	10	20:37.144	1:48.302	2:01.107	SIN MARCA	Mc B.Bergueda	Fèmin	11
6	9	MASERAS SANCHEZ-CRESPO, MARI.	10	20:42.707	1:53.865	2:02.052	SIN MARCA	RRR72	Fèmin	10
7	98	ERILL TRALLERO, AINA	9	18:56.872	1 Volta	2:04.060	SUZUKI	Mc. Piera Scan	Fèmin	9
8	78	BANUS GENOVE, MIREIA	9	19:04.792	1 Volta	2:03.865	KTM	Peu a Baix	Fèmin	8
9	39	CARBONELL VAN RECK, JUDITH	9	19:05.058	1 Volta	2:04.470	KAWASAKI	Mc. Polea SX	Fèmin	7
10	100	ARNAU DE VERA, GEORGINA	9	19:18.602	1 Volta	2:05.591	SUZUKI	Mc C. Empúries	Fèmin	6
11	77	PEINADO CASAS, ALBA	9	19:44.084	1 Volta	2:06.221	KTM	MC C.Taulé	Fèmin	5
12	30	SOLA PLANAS, MARTA	9	19:50.382	1 Volta	2:09.506	KTM	Mc Solsonès	Fèmin	4
13	710	PEINADO CASAS, PAULA	9	20:00.904	1 Volta	2:06.307	KTM	MC C.Taulé	Fèmin	3
14	53	FAJARDO VALIOS, PAULA	9	20:05.480	1 Volta	2:07.684	KTM	MC Enduro Cun	Fèmin	2
15	7	LLOBERA RICART, EVA	9	20:15.274	1 Volta	2:09.120	HONDA	Mc. Segre	Fèmin	1
16	93	TRIAS MORELL, ANNA	9	20:26.984	1 Volta	2:11.663	KAWASAKI	MX Vidreres	Fèmin	1
17	62	RUBIO GOMEZ, ANDREA	9	20:45.657	1 Volta	2:15.043	SIN MARCA	Amc Martorelle:	Fèmin	1

Marge de victòria

Velocitat mitja

Millor temps de volta Millor vel.

Millor volta per

26.174

63,782

1:50.818

64,971

29 - MAGALLON GUBAU, CARLA

Cap de cronometratge / Director de Carrera / President del Jurat

Orbits

Motocros - Can Taulé

Volta a volta

MX Femines

Circuit de Can Taulé 2,000 km

Carrera 1

23/04/2017 12:10

Cursa (15:00 i 2 Voltes) started at 12:09:02

Competidors

Voltes

	0	1	2	3	4	5	6	7	8	9	10
CALERO CHICHARRO, AIDA (113)	113	29	29	29	29	29	29	29	29	29	29
VALERO PALOMARES, MARIONA (285)	285	113	113	113	113	113	113	113	113	113	113
ARANDA GONZALEZ, GRETA (14)	14	285	285	285	285	285	285	285	285	285	285
MAGALLON GUBAU, CARLA (29)	29	14	14	14	14	14	14	14	14	14	14
MASERAS SANCHEZ-CRESPO, MARIA (9)	9	111	111	111	111	111	111	111	111	111	111
ROMERO FONT, ROSA (111)	111	39	98	98	9	9	9	9	9	9	9
CARBONELL VAN RECK, JUDITH (39)	39	98	9	9	98	98	98	98	98	98	98
SOLA PLANAS, MARTA (30)	30	9	39	39	39	39	39	78	78	78	78
FAJARDO VALIOS, PAULA (53)	53	53	53	77	78	78	78	39	39	39	39
ERILL TRALLERO, AINA (98)	98	77	77	53	100	100	100	100	100	100	100
LLOBERA RICART, EVA (7)	7	30	30	78	30	30	77	77	77	77	77
BANUS GENOVE, MIREIA (78)	78	710	78	100	710	77	30	30	30	30	30
ARNAU DE VERA, GEORGINA (100)	100	100	100	30	77	710	710	710	710	710	710
PEINADO CASAS, PAULA (710)	710	78	710	710	93	53	53	53	53	53	53
TRIAS MORELL, ANNA (93)	93	93	93	93	53	93	93	7	7	7	7
RUBIO GOMEZ, ANDREA (62)	62	62	62	62	62	7	7	93	93	93	93
PEINADO CASAS, ALBA (77)	77	7	7	7	7	62	62	62	62	62	62



Motocros - Can Taulé

classificat per voltes

MX Femines

Circuit de Can Taulé 2,000 km

Carrera 2

23/04/2017 14:25

Cursa (15:00 i 2 Voltes) started at 14:45:32

Pos.	Núm.	Nom	Voltes	Total Ts	Dif	Millor Tm	Moto	Club	classe	Punts
1	29	MAGALLON GUBAU, CARLA	10	19:12.714		1:53.313	SUZUKI	Mc St.Hilari	Fèmin	25
2	113	CALERO CHICHARRO, AIDA	10	19:48.071	35.357	1:56.073	KAWASAKI	Mc Cifuentes	Fèmin	20
3	285	VALERO PALOMARES, MARIONA	10	19:59.421	46.707	1:57.994	KTM	MC C.Taulé	Fèmin	16
4	14	ARANDA GONZALEZ, GRETA	10	20:42.544	1:29.830	1:59.717	HUSQVARNA	Gm Molins	Fèmin	13
5	111	ROMERO FONT, ROSA	10	20:49.919	1:37.205	2:01.764	SIN MARCA	Mc B.Bergueda	Fèmin	11
6	9	MASERAS SANCHEZ-CRESPO, MARI	10	20:50.259	1:37.545	2:01.771	SIN MARCA	RRR72	Fèmin	10
7	39	CARBONELL VAN RECK, JUDITH	10	21:04.754	1:52.040	2:03.167	KAWASAKI	Mc. Polea SX	Fèmin	9
8	100	ARNAU DE VERA, GEORGINA	9	19:15.169	1 Volta	2:05.120	SUZUKI	Mc C. Empúries	Fèmin	8
9	98	ERILL TRALLERO, AINA	9	19:26.515	1 Volta	2:05.682	SUZUKI	Mc. Piera Scan	Fèmin	7
10	78	BANUS GENOVE, MIREIA	9	19:33.062	1 Volta	2:06.697	KTM	Peu a Baix	Fèmin	6
11	77	PEINADO CASAS, ALBA	9	20:07.795	1 Volta	2:10.954	KTM	MC C.Taulé	Fèmin	5
12	7	LLOBERA RICART, EVA	9	20:13.021	1 Volta	2:12.275	HONDA	Mc. Segre	Fèmin	4
13	53	FAJARDO VALIOS, PAULA	9	20:22.130	1 Volta	2:12.519	KTM	MC Enduro Cun	Fèmin	3
14	30	SOLA PLANAS, MARTA	9	20:34.851	1 Volta	2:13.909	KTM	Mc Solsonès	Fèmin	2
15	93	TRIAS MORELL, ANNA	8	19:22.362	2 Voltes	2:15.389	KAWASAKI	MX Vidreres	Fèmin	1
16	62	RUBIO GOMEZ, ANDREA	8	19:33.848	2 Voltes	2:15.698	SIN MARCA	Amc Martorelle:	Fèmin	1
17	710	PEINADO CASAS, PAULA	7	19:12.892	3 Voltes	2:14.797	KTM	MC C.Taulé	Fèmin	1

Marge de victòria

Velocitat mitja

Millor temps de volta Millor vel.

Millor volta per

35.357

62,461

1:53.313

63,541

29 - MAGALLON GUBAU, CARLA

Cap de cronometratge / Director de Carrera / President del Jurat

Orbits

Motocros - Can Taulé

Volta a volta


MX Femines

Circuit de Can Taulé 2,000 km

Carrera 2

23/04/2017 14:25

Cursa (15:00 i 2 Voltes) started at 14:45:32



Competidors	Voltes											
	0	1	2	3	4	5	6	7	8	9	10	
MAGALLON GUBAU, CARLA (29)	1	29	29	29	29	29	29	29	29	29	29	29
CALERO CHICHARRO, AIDA (113)	2	113	113	113	113	113	113	113	113	113	113	113
VALERO PALOMARES, MARIONA (285)	3	285	285	285	285	285	285	285	285	285	285	285
ERILL TRALLERO, AINA (98)	4	98	14	14	14	14	14	14	14	14	14	14
SOLA PLANAS, MARTA (30)	5	30	111	111	111	111	111	111	111	111	111	111
ROMERO FONT, ROSA (111)	6	111	39	39	39	9	9	9	9	9	9	9
CARBONELL VAN RECK, JUDITH (39)	7	39	98	98	9	39	39	39	39	39	39	39
MASERAS SANCHEZ-CRESPO, MARIA (9)	8	9	9	9	98	100	100	100	100	100	100	100
ARANDA GONZALEZ, GRETA (14)	9	14	30	100	100	98	98	98	98	98	98	98
LLOBERA RICART, EVA (7)	10	7	78	78	78	78	78	78	78	78	78	78
BANUS GENOVE, MIREIA (78)	11	78	100	30	77	77	77	77	77	77	77	77
FAJARDO VALIOS, PAULA (53)	12	53	77	77	30	7	7	7	7	7	7	7
PEINADO CASAS, ALBA (77)	13	77	710	7	7	53	53	53	53	53	53	53
ARNAU DE VERA, GEORGINA (100)	14	100	7	710	53	30	30	30	30	30	30	30
PEINADO CASAS, PAULA (710)	15	710	53	53	710	710	93	93	93	93	93	93
TRIAS MORELL, ANNA (93)	16	93	93	93	93	93	62	62	62	62	62	62
RUBIO GOMEZ, ANDREA (62)	17	62	62	62	62	62	710	710	710	710	710	710



Motocros - MX Tona

AMICS

Circuit La Talaia 1,500 km

Carrera 2

04/12/2016 12:30

Cursa (15:00 i 2 Voltes) started at 11:46:43

Lap	Lap Tm	Diff	Time of Day
6	1:59.425	+2.432	12:01:08.789
7	1:58.112	+1.119	12:03:06.901
8	1:57.979	+0.986	12:05:04.880
9	2:00.254	+3.261	12:07:05.134

(115) Zengeler Ferreres, Stephan

Lap	Lap Tm	Diff	Time of Day
1	2:03.279	+2.930	11:50:48.990
2	2:00.349		11:52:49.339
3	17:05.067	+15:04.718	12:09:54.406

Lap	Lap Tm	Diff	Time of Day
-----	--------	------	-------------

Lap	Lap Tm	Diff	Time of Day
-----	--------	------	-------------

Motocros - Can Taulé

Ordenat per la volta més ràpida

MX Femines

Circuit de Can Taulé 2,000 km

Entrenaments Qualificatius

23/04/2017 09:55

Classificació (20:00 Temps) started at 10:01:03

Pos.	Núm.	Nom	Millor Tm	Dif	En volta	Club	classe
1	29	MAGALLON GUBAU, CARLA	1:47.519		9	Mc St.Hilari	Fèmines
2	113	CALERO CHICHARRO, AIDA	1:53.160	5.641	6	Mc Cifuentes	Fèmines
3	285	VALERO PALOMARES, MARIONA	1:53.242	5.723	7	MC C.Taulé	Fèmines
4	9	MASERAS SANCHEZ-CRESPO, MARIA	2:01.714	14.195	7	RRR72	Fèmines
5	111	ROMERO FONT, ROSA	2:02.391	14.872	7	Mc B.Bergueda	Fèmines
6	14	ARANDA GONZALEZ, GRETA	2:04.048	16.529	7	Gm Molins	Fèmines
7	78	BANUS GENOVE, MIREIA	2:04.570	17.051	8	Peu a Baix	Fèmines
8	98	ERILL TRALLERO, AINA	2:07.009	19.490	9	Mc. Piera Scan	Fèmines
9	100	ARNAU DE VERA, GEORGINA	2:07.575	20.056	5	Mc C. Empúries	Fèmines
10	710	PEINADO CASAS, PAULA	2:08.846	21.327	2	MC C.Taulé	Fèmines
11	77	PEINADO CASAS, ALBA	2:08.967	21.448	9	MC C.Taulé	Fèmines
12	53	FAJARDO VALIOS, PAULA	2:09.356	21.837	5	MC Enduro Cunit	Fèmines
13	30	SOLA PLANAS, MARTA	2:09.812	22.293	8	Mc Solsonès	Fèmines
14	39	CARBONELL VAN RECK, JUDITH	2:09.959	22.440	6	Mc. Polea SX	Fèmines
15	7	LLOBERA RICART, EVA	2:10.578	23.059	2	Mc. Segre	Fèmines
16	62	RUBIO GOMEZ, ANDREA	2:15.312	27.793	7	Amc Martorelles	Fèmines
17	93	TRIAS MORELL, ANNA	2:17.918	30.399	2	MX Vidreres	Fèmines

Cap de cronometratge / Director de Carrera / President del Jurat

Orbits



Motocros - Can Taulé

MX Femines

Circuit de Can Taulé 2,000 km

Entrenaments Qualificatiu

23/04/2017 09:55

Classificació (20:00 Temps) started at 10:01:03

Lap	Lap Tm	Diff	Time of Day
(29) MAGALLON GUBAU, CARLA			
1	2:01.407	+13.888	10:03:31.090
2	1:51.767	+4.248	10:05:22.857
3	1:49.218	+1.699	10:07:12.075
4	1:50.482	+2.963	10:09:02.557
5	1:51.449	+3.930	10:10:54.006
6	1:50.714	+3.195	10:12:44.720
7	1:57.777	+10.258	10:14:42.497
8	1:58.261	+10.742	10:16:40.758
9	1:47.519		10:18:28.277
10	2:04.081	+16.562	10:20:32.358

(113) CALERO CHICHARRO, AIDA			
1	2:06.772	+13.612	10:04:14.943
2	1:58.197	+5.037	10:06:13.140
3	1:56.730	+3.570	10:08:09.870
4	1:58.588	+5.428	10:10:08.458
5	5:19.230	+3:26.070	10:15:27.688
6	1:53.160		10:17:20.848
7	1:54.421	+1.261	10:19:15.269
8	2:14.457	+21.297	10:21:29.726

(285) VALERO PALOMARES, MARIONA			
1	2:08.146	+14.904	10:04:36.716
2	2:04.388	+11.146	10:06:41.104
3	1:56.865	+3.623	10:08:37.969
4	1:56.709	+3.467	10:10:34.678
5	2:13.356	+20.114	10:12:48.034
6	4:14.231	+2:20.989	10:17:02.265
7	1:53.242		10:18:55.507
8	1:55.876	+2.634	10:20:51.383

(9) MASERAS SANCHEZ-CRESPO, MARIA			
1	2:19.779	+18.065	10:04:23.005
2	2:09.121	+7.407	10:06:32.126
3	2:05.780	+4.066	10:08:37.906
4	2:02.184	+0.470	10:10:40.090
5	2:08.418	+6.704	10:12:48.508
6	6:42.292	+4:40.578	10:19:30.800
7	2:01.714		10:21:32.514

(111) ROMERO FONT, ROSA			
1	2:14.490	+12.099	10:03:46.548
2	2:06.205	+3.814	10:05:52.753
3	2:07.491	+5.100	10:08:00.244
4	2:14.192	+11.801	10:10:14.436
5	2:06.789	+4.398	10:12:21.225
6	2:22.181	+19.790	10:14:43.406
7	2:02.391		10:16:45.797
8	2:15.687	+13.296	10:19:01.484
9	2:17.686	+15.295	10:21:19.170

(14) ARANDA GONZALEZ, GRETA			
1	2:12.776	+8.728	10:03:51.848
2	2:06.545	+2.497	10:05:58.393
3	2:05.683	+1.635	10:08:04.076
4	2:06.746	+2.698	10:10:10.822
5	3:33.895	+1:29.847	10:13:44.717
6	2:04.937	+0.889	10:15:49.654
7	2:04.048		10:17:53.702

(78) BANUS GENOVE, MIREIA			
1	2:12.856	+8.286	10:03:48.226
2	2:06.918	+2.348	10:05:55.144
3	2:10.831	+6.261	10:08:05.975

Lap	Lap Tm	Diff	Time of Day
4	3:07.661	+1:03.091	10:11:13.636
5	2:10.803	+6.233	10:13:24.439
6	2:26.836	+22.266	10:15:51.275
7	2:05.349	+0.779	10:17:56.624
8	2:04.570		10:20:01.194

(98) ERILL TRALLERO, AINA			
1	2:11.931	+4.922	10:04:45.719
2	2:09.119	+2.110	10:06:54.838
3	2:09.386	+2.377	10:09:04.224
4	2:08.696	+1.687	10:11:12.920
5	2:08.451	+1.442	10:13:21.371
6	2:09.684	+2.675	10:15:31.055
7	2:07.239	+0.230	10:17:38.294
8	2:13.171	+6.162	10:19:51.465
9	2:07.009		10:21:58.474

(100) ARNAU DE VERA, GEORGINA			
1	2:30.579	+23.004	10:04:31.254
2	2:19.456	+11.881	10:06:50.710
3	6:00.395	+3:52.820	10:12:51.105
4	2:33.836	+26.261	10:15:24.941
5	2:07.575		10:17:32.516
6	2:47.665	+40.090	10:20:20.181

(710) PEINADO CASAS, PAULA			
1	2:15.089	+6.243	10:04:04.009
2	2:08.846		10:06:12.855
3	2:09.401	+0.555	10:08:22.256
4	2:10.937	+2.091	10:10:33.193
5	2:13.811	+4.965	10:12:47.004
6	2:44.912	+36.066	10:15:31.916
7	2:09.747	+0.901	10:17:41.663
8	2:12.383	+3.537	10:19:54.046
9	2:24.409	+15.563	10:22:18.455

(77) PEINADO CASAS, ALBA			
1	2:21.213	+12.246	10:03:58.928
2	2:09.133	+0.166	10:06:08.061
3	2:09.951	+0.984	10:08:18.012
4	2:09.579	+0.612	10:10:27.591
5	2:10.659	+1.692	10:12:38.250
6	2:09.446	+0.479	10:14:47.696
7	2:19.738	+10.771	10:17:07.434
8	2:32.858	+23.891	10:19:40.292
9	2:08.967		10:21:49.259

(53) FAJARDO VALIOS, PAULA			
1	2:18.057	+8.701	10:04:00.261
2	2:11.279	+1.923	10:06:11.540
3	3:04.047	+54.691	10:09:15.587
4	2:10.423	+1.067	10:11:26.010
5	2:09.356		10:13:35.366
6	2:14.087	+4.731	10:15:49.453

(30) SOLA PLANAS, MARTA			
1	2:27.833	+18.021	10:04:13.914
2	2:17.699	+7.887	10:06:31.613
3	2:16.095	+6.283	10:08:47.708
4	2:15.445	+5.633	10:11:03.153
5	2:13.986	+4.174	10:13:17.139
6	2:13.704	+3.892	10:15:30.843
7	2:13.119	+3.307	10:17:43.962
8	2:09.812		10:19:53.774
9	2:11.879	+2.067	10:22:05.653

(39) CARBONELL VAN RECK, JUDITH			
1	2:29.635	+19.676	10:04:24.773
2	2:21.653	+11.694	10:06:46.426
3	2:10.724	+0.765	10:08:57.150
4	2:10.676	+0.717	10:11:07.826
5	2:29.713	+19.754	10:13:37.539
6	2:09.959		10:15:47.498

(7) LLOBERA RICART, EVA			
1	2:20.010	+9.432	10:04:33.762
2	2:10.578		10:06:44.340
3	2:10.757	+0.179	10:08:55.097
4	2:13.585	+3.007	10:11:08.682
5	2:13.735	+3.157	10:13:22.417
6	3:16.751	+1:06.173	10:16:39.168

(62) RUBIO GOMEZ, ANDREA			
1	2:34.563	+19.251	10:04:28.999
2	2:23.717	+8.405	10:06:52.716
3	2:21.013	+5.701	10:09:13.729
4	2:18.401	+3.089	10:11:32.130
5	2:20.691	+5.379	10:13:52.821
6	2:26.283	+10.971	10:16:19.104
7	2:15.312		10:18:34.416
8	2:26.959	+11.647	10:21:01.375

(93) TRIAS MORELL, ANNA			
1	2:27.819	+9.901	10:04:45.885
2	2:17.918		10:07:03.803
3	2:20.496	+2.578	10:09:24.299
4	2:20.189	+2.271	10:11:44.488
5	2:18.684	+0.766	10:14:03.172
6	2:21.922	+4.004	10:16:25.094
7	2:24.593	+6.675	10:18:49.687
8	2:37.535	+19.617	10:21:27.222

